

Wednesday 6:45 pm

Bowlero Double Decker Lanes

Lanes 1 - 12

Note: This report includes information through April 22 which is Week 31 of 31

Carlos Mayfield's Bowling Record - Team 1: Over the Gutter

Week No.	Bowling Date	Old Avg	Old HDCP	HDCP				Total	HDCP Total	Pins Gms		---Average Change---			High Game	High Sers	HDCP Game	HDCP Sers
				-1-	-2-	-3-	Total			New	Old	---> +/-						
1	09/03/25	bk143	69	159	117	147	423	630	423	3	141.00	-	0.00	= 141.00	159	423		
2	09/10/25	bk143	69	a133	a133	a133	399	606	423	3	141.00	-	141.00	= 0.00	159	423		
3	09/17/25	bk143	69	a133	a133	a133	399	606	423	3	141.00	-	141.00	= 0.00	159	423		
4	09/24/25	bk143	69	a133	a133	a133	399	606	423	3	141.00	-	141.00	= 0.00	159	423		
5	10/01/25	bk143	69	113	150	167	430	637	853	6	142.17	-	141.00	= 1.17	167	430		
6	10/08/25	bk143	69	127	158	181	466	673	1319	9	146.56	-	142.17	= 4.39	181	466		
7	10/15/25	146	66	187	118	144	449	647	1768	12	147.33	-	146.56	= 0.78	187	466	253	647
8	10/22/25	147	65	a137	a137	a137	411	606	1768	12	147.33	-	147.33	= 0.00	187	466	253	647
9	10/29/25	147	65	a137	a137	a137	411	606	1768	12	147.33	-	147.33	= 0.00	187	466	253	647
10	11/05/25	147	65	168	185	167	520	715	2288	15	152.53	-	147.33	= 5.20	187	520	253	715
11	11/12/25	152	61	93	117	126	336	519	2624	18	145.78	-	152.53	= -6.76	187	520	253	715
12	11/19/25	145	67	138	219	101	458	659	3082	21	146.76	-	145.78	= 0.98	219	520	286	715
13	12/03/25	146	66	a136	a136	a136	408	606	3082	21	146.76	-	146.76	= 0.00	219	520	286	715
14	12/10/25	146	66	a136	125	139	400	598	3346	23	145.48	-	146.76	= -1.28	219	520	286	715
15	12/17/25	145	67	108	154	156	418	619	3764	26	144.77	-	145.48	= -0.71	219	520	286	715
16	01/07/26	144	68	110	156	127	393	597	4157	29	143.34	-	144.77	= -1.42	219	520	286	715
17	01/14/26	143	69	179	121	132	432	639	4589	32	143.41	-	143.34	= 0.06	219	520	286	715
18	01/21/26	143	69	a133	196	162	491	698	4947	34	145.50	-	143.41	= 2.09	219	520	286	715
19	01/28/26	145	67	146	125	142	413	614	5360	37	144.86	-	145.50	= -0.64	219	520	286	715
20	02/04/26	144	68	150	150	154	454	658	5814	40	145.35	-	144.86	= 0.49	219	520	286	715
21	02/11/26	145	67	133	171	186	490	691	6304	43	146.60	-	145.35	= 1.25	219	520	286	715
22	02/18/26	146	66	184	160	133	477	675	6781	46	147.41	-	146.60	= 0.81	219	520	286	715
23	02/25/26	147	65	146	131	194	471	666	7252	49	148.00	-	147.41	= 0.59	219	520	286	715
24	03/04/26	148	64	199	189	167	555	747	7807	52	150.13	-	148.00	= 2.13	219	555	286	747
25	03/11/26	150	63	178	139	163	480	669	8287	55	150.67	-	150.13	= 0.54	219	555	286	747
26	03/18/26	150	63	192	153	172	517	706	8804	58	151.79	-	150.67	= 1.12	219	555	286	747
27	03/25/26	151	62	212	178	187	577	763	9381	61	153.79	-	151.79	= 1.99	219	577	286	763
28	04/01/26	153	60	163	145	141	449	629	9830	64	153.59	-	153.79	= -0.19	219	577	286	763
29	04/08/26	153	60	170	196	190	556	736	10386	67	155.01	-	153.59	= 1.42	219	577	286	763
30	04/15/26	155	58	167	163	146	476	650	10862	70	155.17	-	155.01	= 0.16	219	577	286	763
31	04/22/26	155	58	165	137	171	473	647	11335	73	155.27	-	155.17	= 0.10	219	577	286	763

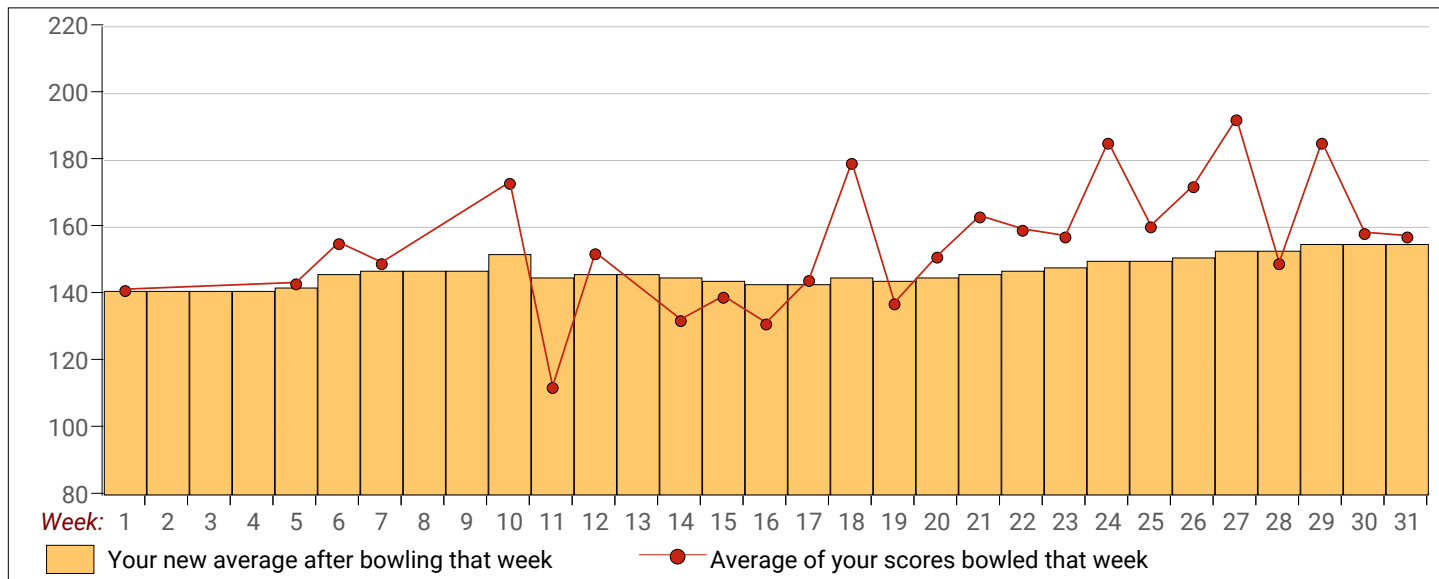
Avg of Game 1 Avg of Game 2 Avg of Game 3

155.96 154.12 155.80

High game of 219 on week 12
Low game of 93 on week 11

High series of 577 on week 27
Low series of 336 on week 11

High average of 155.27 after bowling week 31
Low average of 141.00 after bowling week 1



Wednesday 6:45 pm

Bowlero Double Decker Lanes

Lanes 1 - 12

Note: This report includes information through April 22 which is Week 31 of 31

Peter D. Tran's Bowling Record - Team 1: Over the Gutter

Week No.	Bowling Date	Old Avg	Old HDCP	Scores			Total	HDCP Total	Pins Gms		---Average Change---			High Game	High Sers	HDCP Game	HDCP Sers	
				-1-	-2-	-3-			New	Old	---> +/-							
1	09/03/25	bk147	65	149	127	151	427	622	427	3	142.33	-	0.00	=	142.33	151	427	
2	09/10/25	bk147	65	154	140	159	453	648	880	6	146.67	-	142.33	=	4.33	159	453	
3	09/17/25	bk147	65	117	184	155	456	651	1336	9	148.44	-	146.67	=	1.78	184	456	
4	09/24/25	148	64	224	170	128	522	714	1858	12	154.83	-	148.44	=	6.39	224	522	288 714
5	10/01/25	154	59	a144	a144	a144	432	609	1858	12	154.83	-	154.83	=	0.00	224	522	288 714
6	10/08/25	154	59	a144	a144	a144	432	609	1858	12	154.83	-	154.83	=	0.00	224	522	288 714
7	10/15/25	154	59	a144	a144	a144	432	609	1858	12	154.83	-	154.83	=	0.00	224	522	288 714
8	10/22/25	154	59	136	148	169	453	630	2311	15	154.07	-	154.83	=	-0.77	224	522	288 714
9	10/29/25	154	59	a144	a144	a144	432	609	2311	15	154.07	-	154.07	=	0.00	224	522	288 714
10	11/05/25	154	59	a144	a144	a144	432	609	2311	15	154.07	-	154.07	=	0.00	224	522	288 714
11	11/12/25	154	0				0	0	2311	15	154.07	-	154.07	=	0.00	224	522	288 714
12	11/19/25	154	59	161	147	150	458	635	2769	18	153.83	-	154.07	=	-0.23	224	522	288 714
13	12/03/25	153	60	132	124	135	391	571	3160	21	150.48	-	153.83	=	-3.36	224	522	288 714
14	12/10/25	150	63	152	182	118	452	641	3612	24	150.50	-	150.48	=	0.02	224	522	288 714
15	12/17/25	150	63	158	145	127	430	619	4042	27	149.70	-	150.50	=	-0.80	224	522	288 714
16	01/07/26	149	63	a139	a139	a139	417	606	4042	27	149.70	-	149.70	=	0.00	224	522	288 714
17	01/14/26	149	63	168	135	113	416	605	4458	30	148.60	-	149.70	=	-1.10	224	522	288 714
18	01/21/26	148	64	150	181	137	468	660	4926	33	149.27	-	148.60	=	0.67	224	522	288 714
19	01/28/26	149	63	179	140	169	488	677	5414	36	150.39	-	149.27	=	1.12	224	522	288 714
20	02/04/26	150	63	146	152	143	441	630	5855	39	150.13	-	150.39	=	-0.26	224	522	288 714
21	02/11/26	150	63	175	157	141	473	662	6328	42	150.67	-	150.13	=	0.54	224	522	288 714
22	02/18/26	150	63	128	171	149	448	637	6776	45	150.58	-	150.67	=	-0.09	224	522	288 714
23	02/25/26	150	63	a140	a140	a140	420	609	6776	45	150.58	-	150.58	=	0.00	224	522	288 714
24	03/04/26	150	63	a140	a140	a140	420	609	6776	45	150.58	-	150.58	=	0.00	224	522	288 714
25	03/11/26	150	63	a140	a140	a140	420	609	6776	45	150.58	-	150.58	=	0.00	224	522	288 714
26	03/18/26	150	63	126	132	134	392	581	7168	48	149.33	-	150.58	=	-1.24	224	522	288 714
27	03/25/26	149	63	154	138	173	465	654	7633	51	149.67	-	149.33	=	0.33	224	522	288 714
28	04/01/26	149	63	104	172	167	443	632	8076	54	149.56	-	149.67	=	-0.11	224	522	288 714
29	04/08/26	149	63	132	144	182	458	647	8534	57	149.72	-	149.56	=	0.16	224	522	288 714
30	04/15/26	149	63	159	134	126	419	608	8953	60	149.22	-	149.72	=	-0.50	224	522	288 714
31	04/22/26	149	63	182	141	178	501	690	9454	63	150.06	-	149.22	=	0.85	224	522	288 714

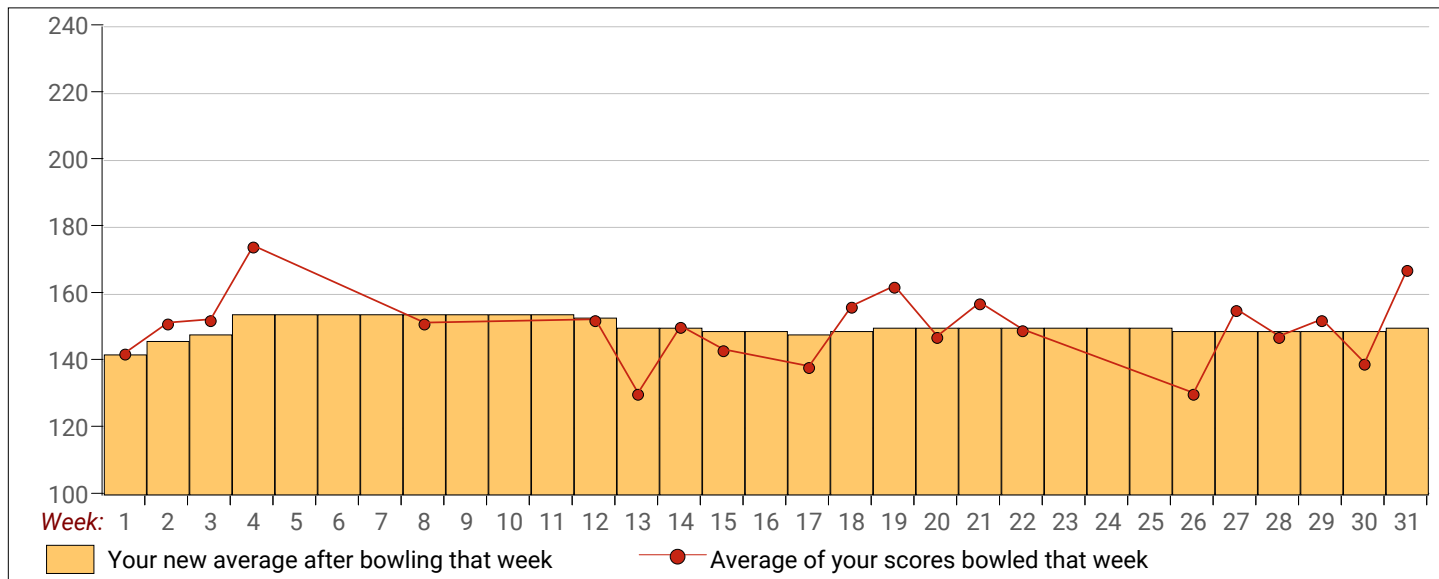
Avg of Game 1 Avg of Game 2 Avg of Game 3

151.71 150.67 147.81

High game of **224** on week 4
Low game of **104** on week 28

High series of **522** on week 4
Low series of **391** on week 13

High average of **154.83** after bowling week 4
Low average of **142.33** after bowling week 1



Wednesday 6:45 pm

Bowlero Double Decker Lanes

Lanes 1 - 12

Note: This report includes information through April 22 which is Week 31 of 31

Phil Tran's Bowling Record - Team 1: Over the Gutter

Week No.	Bowling Date	Old Avg	Old HDCP	Scores				HDCP Total	Pins Gms		---Average Change---			High Game	High Sers	HDCP Game	HDCP Sers	
				-1-	-2-	-3-	Total		Total	Gms	New	Old	---> +/-					
1	09/03/25	bk148	64	158	151	143	452	644	452	3	150.67	-	0.00	= 150.67	158	452		
2	09/10/25	bk148	64	174	124	147	445	637	897	6	149.50	-	150.67	= -1.17	174	452		
3	09/17/25	bk148	64	195	163	155	513	705	1410	9	156.67	-	149.50	= 7.17	195	513		
4	09/24/25	156	57	145	130	175	450	621	1860	12	155.00	-	156.67	= -1.67	195	513	232	621
5	10/01/25	155	58	211	142	176	529	703	2389	15	159.27	-	155.00	= 4.27	211	529	269	703
6	10/08/25	159	54	a149	a149	a149	447	609	2389	15	159.27	-	159.27	= 0.00	211	529	269	703
7	10/15/25	159	54	144	149	158	451	613	2840	18	157.78	-	159.27	= -1.49	211	529	269	703
8	10/22/25	157	56	179	138	134	451	619	3291	21	156.71	-	157.78	= -1.06	211	529	269	703
9	10/29/25	156	57	144	158	176	478	649	3769	24	157.04	-	156.71	= 0.33	211	529	269	703
10	11/05/25	157	56	a147	a147	a147	441	609	3769	24	157.04	-	157.04	= 0.00	211	529	269	703
11	11/12/25	157	56	158	176	170	504	672	4273	27	158.26	-	157.04	= 1.22	211	529	269	703
12	11/19/25	158	55	143	150	154	447	612	4720	30	157.33	-	158.26	= -0.93	211	529	269	703
13	12/03/25	157	56	160	152	140	452	620	5172	33	156.73	-	157.33	= -0.61	211	529	269	703
14	12/10/25	156	57	188	109	130	427	598	5599	36	155.53	-	156.73	= -1.20	211	529	269	703
15	12/17/25	155	58	152	209	130	491	665	6090	39	156.15	-	155.53	= 0.63	211	529	269	703
16	01/07/26	156	57	127	186	166	479	650	6569	42	156.40	-	156.15	= 0.25	211	529	269	703
17	01/14/26	156	57	124	129	165	418	589	6987	45	155.27	-	156.40	= -1.14	211	529	269	703
18	01/21/26	155	58	132	167	212	511	685	7498	48	156.21	-	155.27	= 0.94	212	529	270	703
19	01/28/26	156	57	143	190	168	501	672	7999	51	156.84	-	156.21	= 0.63	212	529	270	703
20	02/04/26	156	57	132	153	201	486	657	8485	54	157.13	-	156.84	= 0.29	212	529	270	703
21	02/11/26	157	56	150	174	125	449	617	8934	57	156.74	-	157.13	= -0.39	212	529	270	703
22	02/18/26	156	57	172	143	211	526	697	9460	60	157.67	-	156.74	= 0.93	212	529	270	703
23	02/25/26	157	56	136	159	126	421	589	9881	63	156.84	-	157.67	= -0.83	212	529	270	703
24	03/04/26	156	57	201	153	131	485	656	10366	66	157.06	-	156.84	= 0.22	212	529	270	703
25	03/11/26	157	56	154	155	200	509	677	10875	69	157.61	-	157.06	= 0.55	212	529	270	703
26	03/18/26	157	56	160	141	145	446	614	11321	72	157.24	-	157.61	= -0.37	212	529	270	703
27	03/25/26	157	56	212	162	163	537	705	11858	75	158.11	-	157.24	= 0.87	212	537	270	705
28	04/01/26	158	55	154	134	159	447	612	12305	78	157.76	-	158.11	= -0.35	212	537	270	705
29	04/08/26	157	56	182	127	204	513	681	12818	81	158.25	-	157.76	= 0.49	212	537	270	705
30	04/15/26	158	55	173	148	146	467	632	13285	84	158.15	-	158.25	= -0.09	212	537	270	705
31	04/22/26	158	55	145	189	142	476	641	13761	87	158.17	-	158.15	= 0.02	212	537	270	705

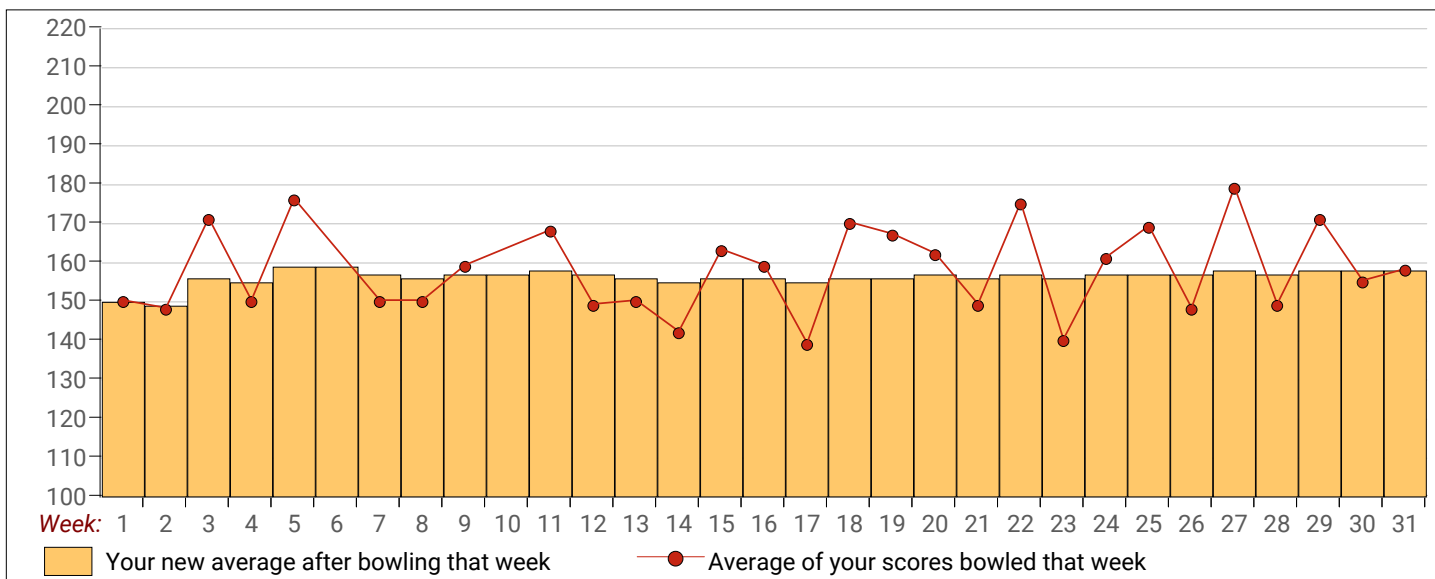
Avg of Game 1 Avg of Game 2 Avg of Game 3

160.28 153.83 160.41

High game of 212 on week 18
Low game of 109 on week 14

High series of 537 on week 27
Low series of 418 on week 17

High average of 159.27 after bowling week 5
Low average of 149.50 after bowling week 2



Wednesday 6:45 pm

Bowlero Double Decker Lanes

Lanes 1 - 12

Note: This report includes information through April 22 which is Week 31 of 31

Kaliq Cooper's Bowling Record - Team 1: Over the Gutter

Week No.	Bowling Date	Old Avg	Old HDCP	Scores			Total	HDCP Total	Pins Gms		---Average Change---			High Game	High Sers	HDCP Game	HDCP Sers
				-1-	-2-	-3-			New	Old	---> +/-						
1	09/03/25	bk143	69	166	131	186	483	690	483	3	161.00	- 0.00	= 161.00	186	483		
2	09/10/25	bk143	69	173	149	137	459	666	942	6	157.00	- 161.00	= -4.00	186	483		
3	09/17/25	bk143	69	146	164	143	453	660	1395	9	155.00	- 157.00	= -2.00	186	483		
4	09/24/25	155	58	148	167	131	446	620	1841	12	153.42	- 155.00	= -1.58	186	483	225	620
5	10/01/25	153	60	142	108	160	410	590	2251	15	150.07	- 153.42	= -3.35	186	483	225	620
6	10/08/25	150	63	147	138	147	432	621	2683	18	149.06	- 150.07	= -1.01	186	483	225	621
7	10/15/25	149	63	134	124	132	390	579	3073	21	146.33	- 149.06	= -2.72	186	483	225	621
8	10/22/25	146	66	a136	a136	a136	408	606	3073	21	146.33	- 146.33	= 0.00	186	483	225	621
9	10/29/25	146	66	153	147	129	429	627	3502	24	145.92	- 146.33	= -0.42	186	483	225	627
10	11/05/25	145	67	a135	a135	a135	405	606	3502	24	145.92	- 145.92	= 0.00	186	483	225	627
11	11/12/25	145	67	a135	a135	a135	405	606	3502	24	145.92	- 145.92	= 0.00	186	483	225	627
12	11/19/25	145	67	106	151	127	384	585	3886	27	143.93	- 145.92	= -1.99	186	483	225	627
13	12/03/25	143	69	a133	a133	a133	399	606	3886	27	143.93	- 143.93	= 0.00	186	483	225	627
14	12/10/25	143	69	a133	a133	a133	399	606	3886	27	143.93	- 143.93	= 0.00	186	483	225	627
15	12/17/25	143	69	144	131	155	430	637	4316	30	143.87	- 143.93	= -0.06	186	483	225	637
16	01/07/26	143	69	a133	a133	a133	399	606	4316	30	143.87	- 143.87	= 0.00	186	483	225	637
17	01/14/26	143	69	111	107	105	323	530	4639	33	140.58	- 143.87	= -3.29	186	483	225	637
18	01/21/26	140	72	131	202	177	510	726	5149	36	143.03	- 140.58	= 2.45	202	510	274	726
19	01/28/26	143	69	a133	a133	a133	399	606	5149	36	143.03	- 143.03	= 0.00	202	510	274	726
20	02/04/26	143	69	135	175	149	459	666	5608	39	143.79	- 143.03	= 0.77	202	510	274	726
21	02/11/26	143	69	114	108	132	354	561	5962	42	141.95	- 143.79	= -1.84	202	510	274	726
22	02/18/26	141	71	168	177	125	470	683	6432	45	142.93	- 141.95	= 0.98	202	510	274	726
23	02/25/26	142	70	162	183	176	521	731	6953	48	144.85	- 142.93	= 1.92	202	521	274	731
24	03/04/26	144	68	a134	a134	a134	402	606	6953	48	144.85	- 144.85	= 0.00	202	521	274	731
25	03/11/26	144	68	165	176	161	502	706	7455	51	146.18	- 144.85	= 1.32	202	521	274	731
26	03/18/26	146	66	120	160	147	427	625	7882	54	145.96	- 146.18	= -0.21	202	521	274	731
27	03/25/26	145	67	157	138	212	507	708	8389	57	147.18	- 145.96	= 1.21	212	521	279	731
28	04/01/26	147	65	197	144	129	470	665	8859	60	147.65	- 147.18	= 0.47	212	521	279	731
29	04/08/26	147	65	162	121	122	405	600	9264	63	147.05	- 147.65	= -0.60	212	521	279	731
30	04/15/26	147	65	127	167	133	427	622	9691	66	146.83	- 147.05	= -0.21	212	521	279	731
31	04/22/26	146	66	130	124	137	391	589	10082	69	146.12	- 146.83	= -0.72	212	521	279	731

Avg of Game 1 Avg of Game 2 Avg of Game 3

145.13 147.48 145.74

High game of 212 on week 27
Low game of 105 on week 17

High series of 521 on week 23
Low series of 323 on week 17

High average of 161.00 after bowling week 1
Low average of 140.58 after bowling week 17

