SWEETWATER SPRINGS WATER DISTRICT

TO: Board of Directors **AGENDA NO. VI**

FROM: Steve Mack, General Manager

Meeting Date: August 3, 2017

Subject: GENERAL MANAGER'S REPORT

RECOMMENDED ACTION: Receive report from the General Manager.

FISCAL IMPACT: None

DISCUSSION:

1. **Water Production and Sales:** Water sales in June were 13,083 units (30.0 AF, (Monte Rio cycle) and production was 54.0 AF. Compared to one year ago, sales this month were lower and production was higher (32.6 AF and 46.0 AF, respectively). The water lost percentage is up again (25.9); we're dealing with some leaks and proactively looking. Figure 1 shows sales, production and % difference since 2010 separately for the Guerneville and Monte Rio systems.

2. **Leaks:** In June we had 9 total leaks and spent 34 man-hours on them. Those are fewer leaks and man-hours compared to the prior month and fewer leaks and man-hours compared to June one year ago (14 and 41.75). Figure 2 shows service and main leaks separately with a total breaks line as well. We're returning to a downward trend, but water lost percentage is still high.

3. **Russian River Flow:** The robust rainy season has resulted in relatively high summer flows - flow since June 1 is approximately 50% higher than last year on average. So far the Temporary Urgency Change Request by SCWA doesn't mean much because the flows have been higher than D1610 flows. Figure 3 shows daily average flow at the Hacienda Bridge compared to the recent average and prior years.

4. **River Lane Property Sale**: No new news as of this writing; I will try to have more at the meeting.

5. **2017 CIP:** This project is underway and going well - clearly visible on River Road between Foothill Drive and Rio Nido.

6. **Toilet Rebate/Direct Install Program:** There were no toilet rebate reported for July.

7. **In-House Construction Projects:** The crew relocated a customer service line away from tree roots.

8. **Gantt Chart:** The Gantt Chart has been updated for FY 2018. There's nothing showing for August. Please review the Chart and let me know of any changes/additions, etc. I intend to add the bond process schedule but I don't know it yet.

Figure 1. Monte Rio and Guerneville Sales and Production 12 Month Moving Averages, SSWD Since March 2010

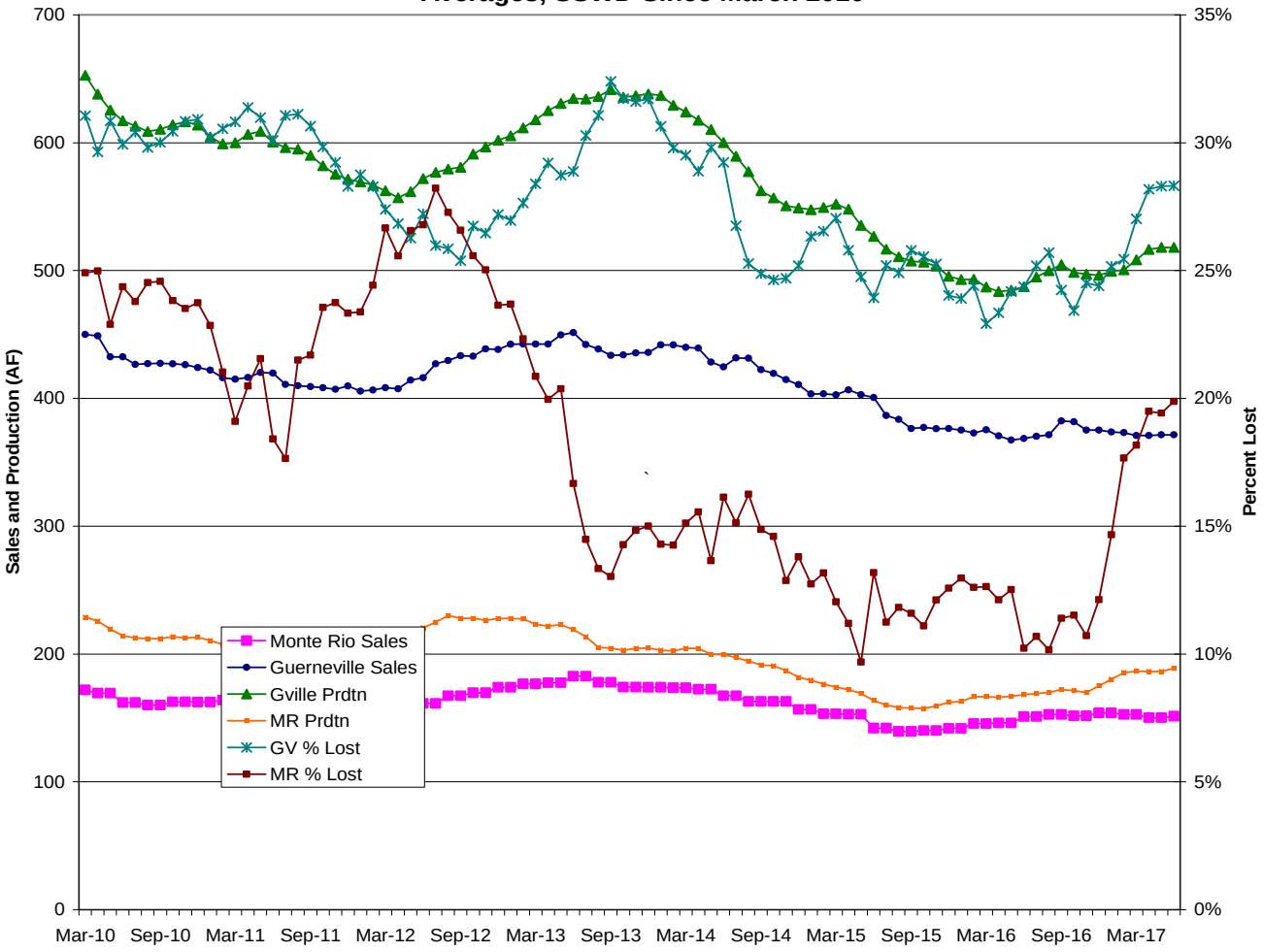

Figure 2. Sweetwater Springs Water District Main and Service Pipeline Breaks
Moving Annual Average Since September 2008

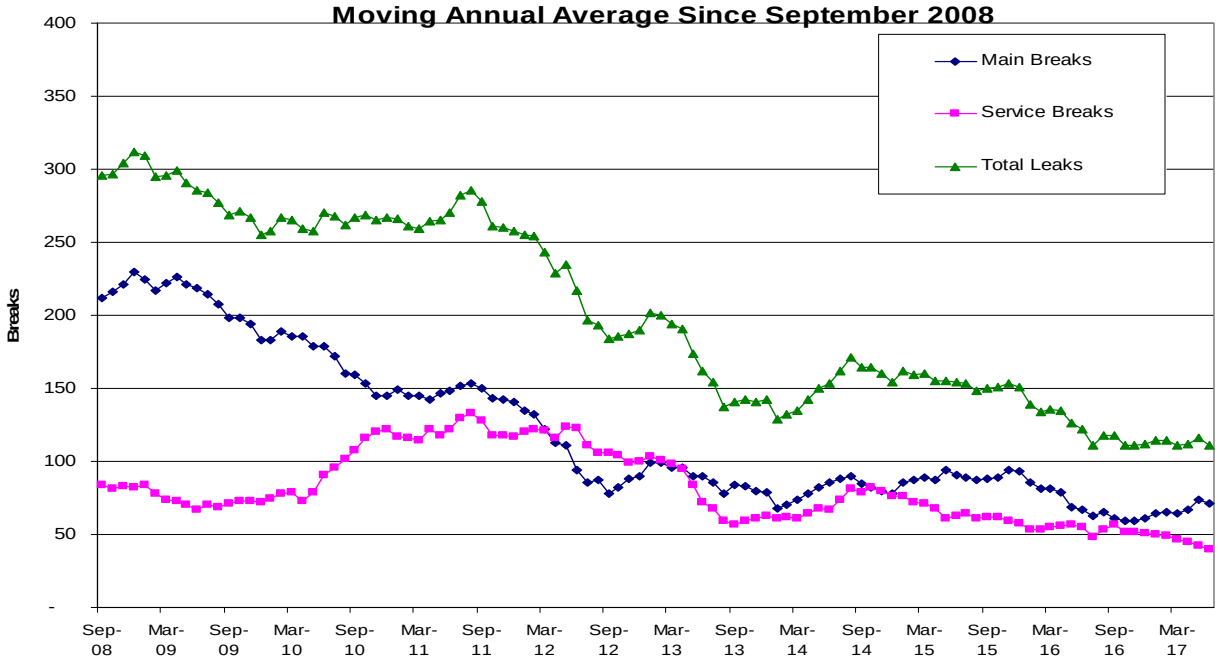

Figure 3. Russian River Summer Flow at Hacienda Bridge, 2017 Compared to Earlier Years, and the 2009-15 Average, Updated July 26, 2017

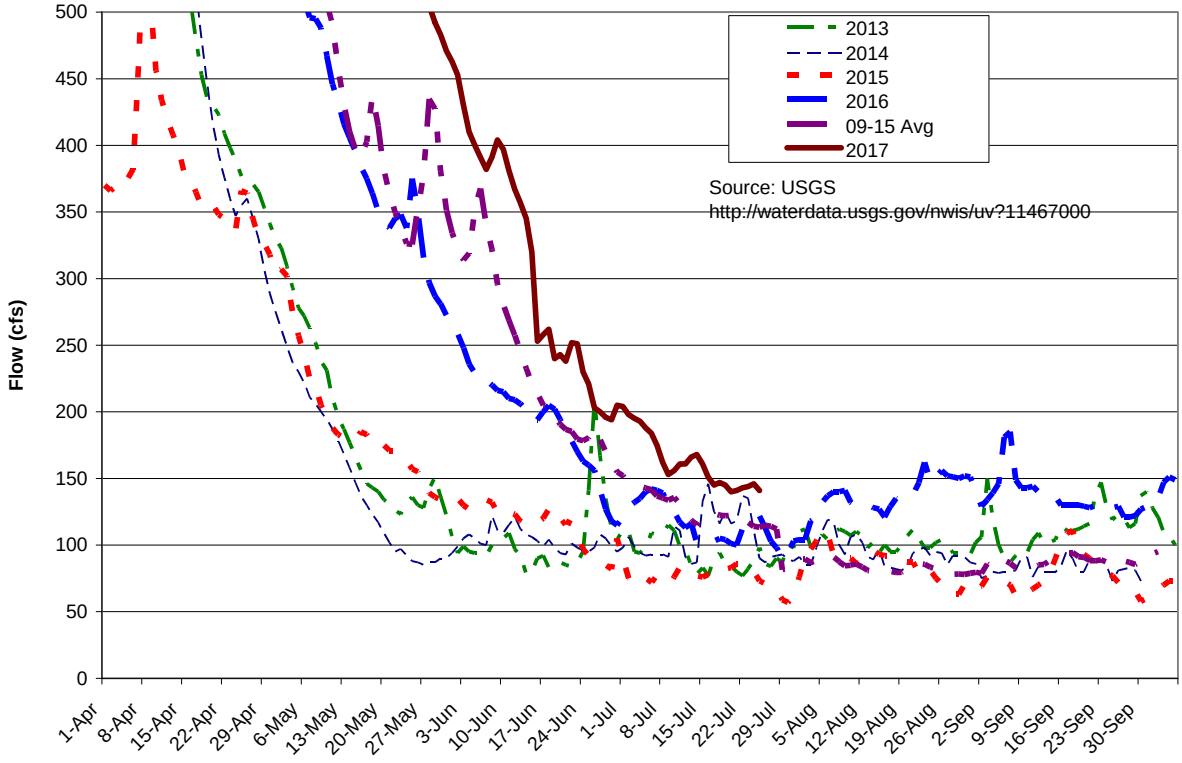

Figure 4. Sweetwater Springs WD Calendar Gantt Chart		Jul-17	Aug-17	Sep-17	Oct-17	Nov-17	Dec-17	Jan-18	Feb-18	Mar-18	Apr-18	May-18	Jun-18	Jul-18	FY18+
Ongoing Activity															
Board Action															
Other Milestone															
Current Month															
By Activity															
Action Item/Milestone	**Projected Completion / Milestone Date**														
Budget Preparation															
• Capital Improvement Program Board Discussion															
• Staff Budget Preparation Begins															
• Ad Hoc Budget Committee Reviews Draft Budget															
• Draft Budget to Board for Discussion/Action															
• Approve Budget															
Capital Projects															
• Update/Review District CIP															
• 2017 CIP Phase 2&3 Award of Contract															
• 2017 CIP Construction Starts															
Urban Water Management Plan	Oct-16														
Water Rights	SCWA Protest														
Emergency Response Plan Review															
Building Lease															
• Lease Renewal	August-17														
Policies and Procedures															
• Other Policy															
• Overall Review															
Board and General Manager Annual Review															