SWEETWATER SPRINGS WATER DISTRICT

TO: Board of Directors **AGENDA NO. VI**

FROM: Ed Fortner, General Manager

Meeting Date: August 6, 2020

Subject: GENERAL MANAGER'S REPORT

RECOMMENDED ACTION: Receive report from the General Manager.

FISCAL IMPACT: None

DISCUSSION:

1. **Laboratory Testing:** Water quality tests confirm that all SSWD water meets all known State and Federal water quality standards. State Water Board approved our two Annual Reports.

2. **Water Production and Sales:** Water sales in June were 22,297 units (51.2 AF Monte Rio cycle), and production was 71.0 AF. Compared to one year ago, sales were lower, and production was lower (44.2 AF and 64.2 AF, respectively). Figure 1 shows sales, production and % difference for the combined systems; the water loss trend was down this month (20.8%). Looking at the data over the last ten years, water production has dropped approximately 29%, and sales have dropped 18%. The water loss percentage was around 30% and now is in the 15-20% range. Much of the production and water loss drop can be attributed to the capital projects funded by Redevelopment. The sales drop is probably due to conservation; it's unlikely historic use levels will return soon.

3. **Leaks:** In June, we had thirteen total leak repairs with 133 hours on them. Eight leaks were in Guerneville, three were in Monte Rio, and two leaks were in Rio Nido. All leaks were in older lines. That is more leaks and more person-hours compared to the prior month and the same number of leaks and more person-hours compared to June one year ago (5 and 23). Figure 2 shows service and main leaks separately with a total leak line as well. For Calendar Year 2019, total leaks were 78, down from 105 from 2018. Looking at the leaks chart over the last ten years, we've come down from around 300 leaks per year to

under 80 - quite a difference and very noticeable in what the field crews are able to do - address ongoing issues with in-house projects instead of chasing leaks every day.

4. **Guerneville Rainfall:** June rainfall was 0.0", which is lower than the long-term average month and keeps the yearly total (18.67") below the long-term annual average. Our driest year on record was 1977 and we had 15.08" total by the end of July.

5. **In-House Construction Projects:** There was one in-house construction projects in July at 16215 First Street in Guerneville. A new two inch meter was installed at Johnson's Beach that took 84 labor hours. There were no toilet rebates.

6. **Labor Negotiations:** The final 2020-2025 MOU has been signed, executed, and distributed.

7. **Lower Russian River Community Advisory Group Governance Meeting:** There was a remote meeting of the LRRCAG on July 23rd. A review of the project timeline graphic was discussed. Sacramento State will broaden their workplan to look at new or existing governance options. Mini loans for residents is being explored. Dan Fein and/ or Steve Trippe offered to attend a Sweetwater Board meeting to update the Board in more detail.

8. **Lower Harrison Tank Update:** It has been determined that there is a need for a roof replacement and paint job on the tank in the next few years. Coastland submitted a cost estimate of $4,630 to give a defined cost estimate of the project. The ballpark estimate for the roof replacement, modifications, and painting is $300,000 to $400,000. I have given Coastland Engineering approval to give the District a more defined cost estimate.

9. **Grant(s) Update:** We have applied for $100,000 for the FY 2020-2021 CIP through Supervisor Hopkins for State Flood Mitigation Grant funds. I received a reply to the application thanking us for submitting and advising that our application is under review and consideration.

10. **Personal Protective Equipment:** I requested and the District received at no cost, 2,000 disposable face masks and four cases of hand sanitizer. We have previously received at no cost eighty reusable masks from the EPA and several cases of free hand sanitizer from Korbel.

11. **Guernewood Park:** Cynthia Strecker with the Lower Russian River Municipal Advisory Committee (MAC) called to inform the District that the Guernewood Park developers had come before the MAC land use committee to discuss the project. I asked Cynthia to tell the developer to get in touch with me to discuss water service if they are serious about the project. She did so. Carrillo Efren with the developers reached out and we have scheduled a meeting to discuss.

12. **Gantt Chart:** The Gantt Chart is updated for August, FY 2020.

13. **Economic Impact of no Disconnects for Non-payment:** The total uncollected amount in this billing cycle due to non-payment with the non Disconnect Executive Order is $1,261.02. We will continue to track this amount.

Figure 1. Water Production and Sales 12 Month Moving Averages
Sweetwater Springs Water District Since September 2008

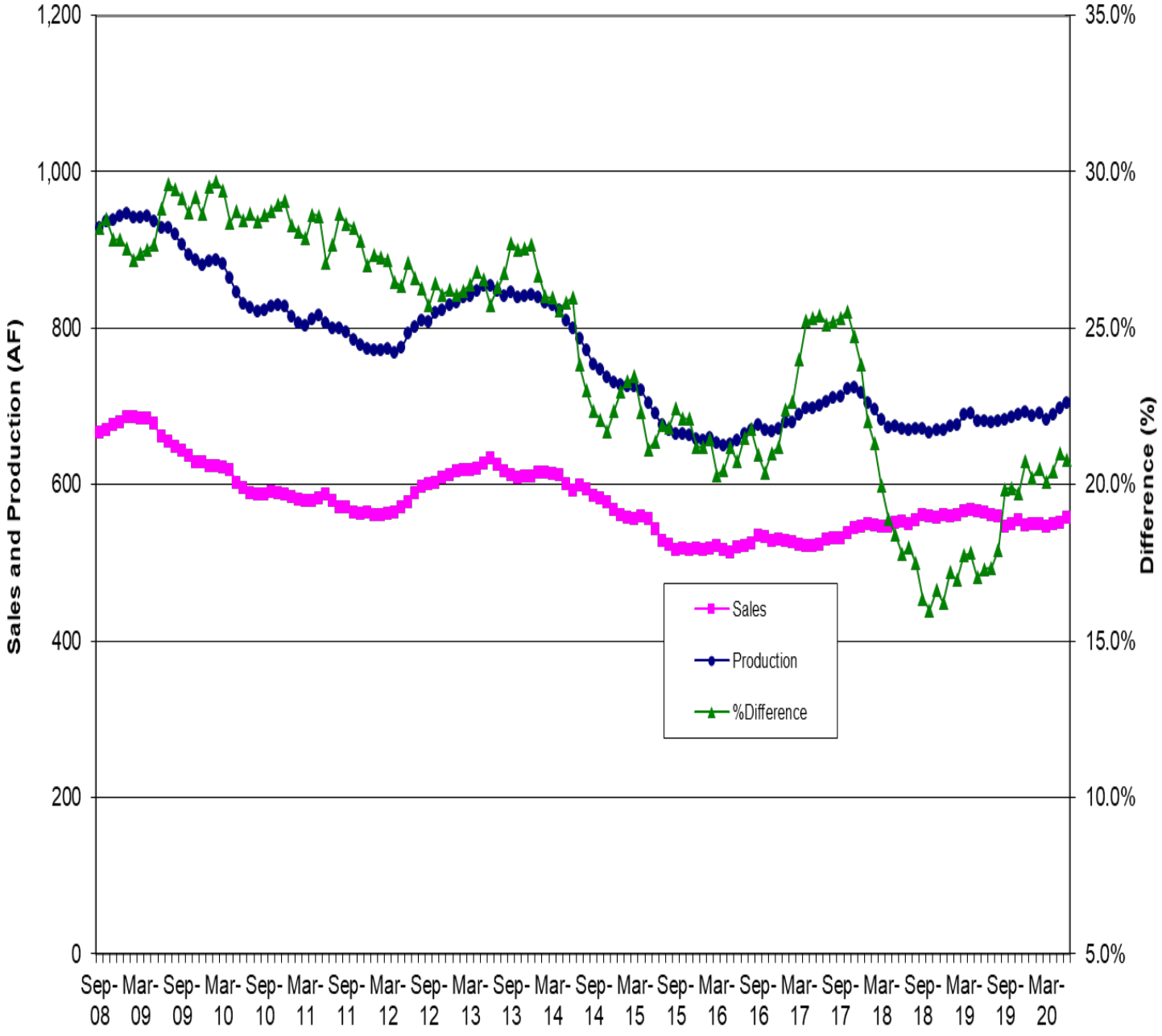

Figure 2. Sweetwater Springs Water District Main and Service Pipeline Breaks Moving Annual Average Since September 2008

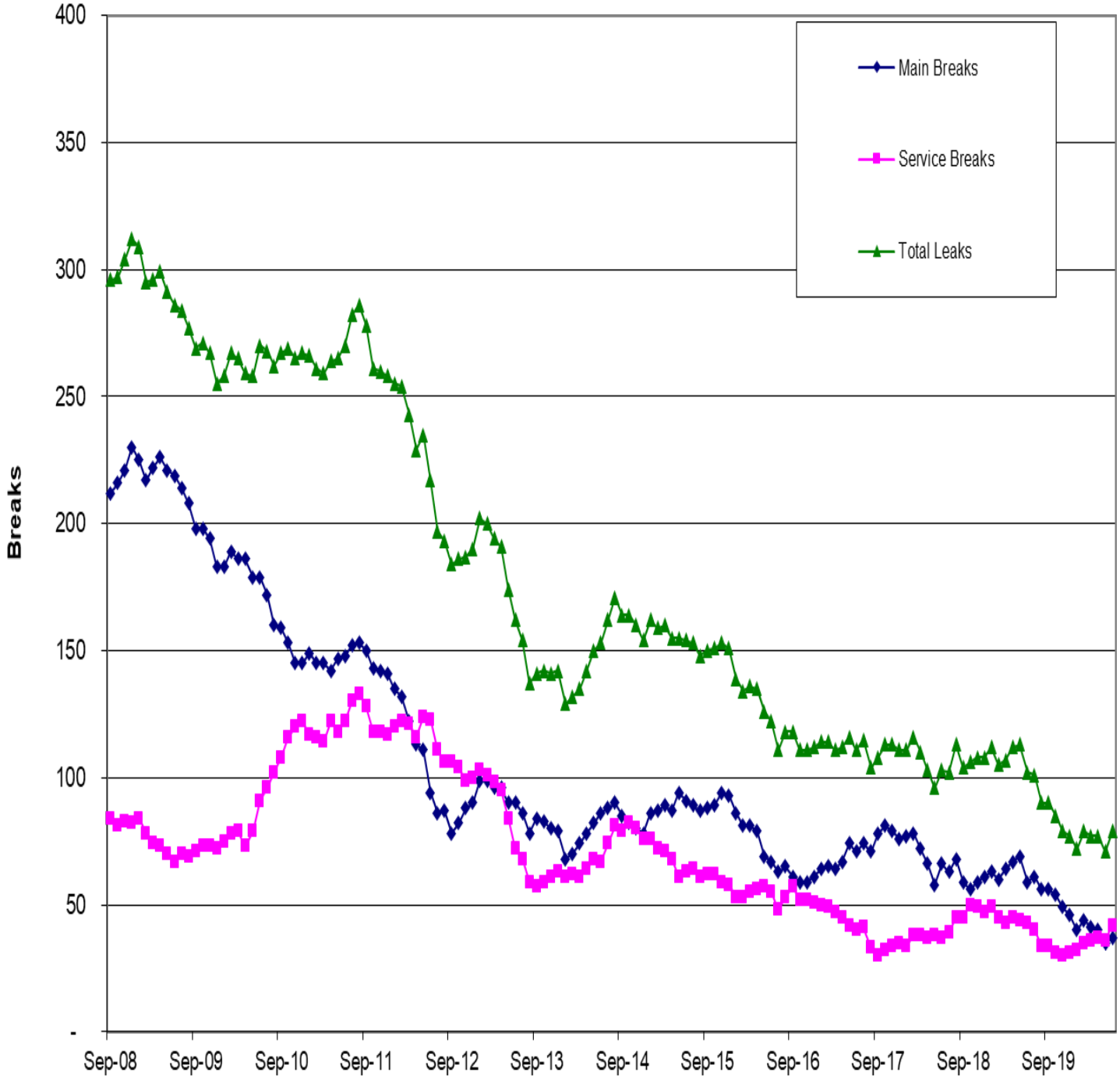

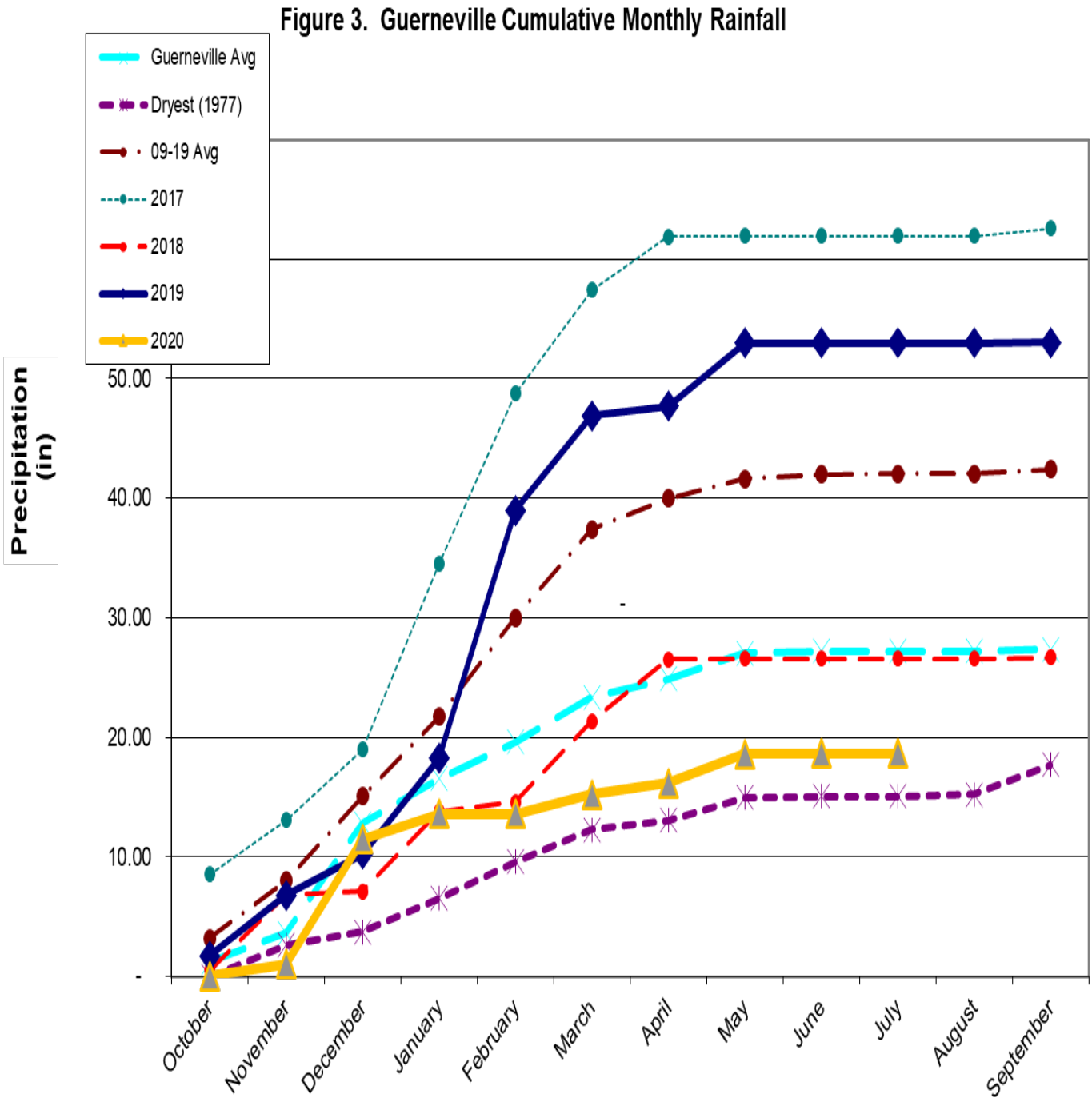
Figure 3. Guerneville Cumulative Monthly Rainfall
Guerneville Avg
Dryest (1977)
09-19 Avg
2017
2018
2019
2020
Precipitation (in)
50.00
40.00
30.00
20.00
10.00
-
October
November
December
January
February
March
April
May
June
July
August
September

Figure 4. Sweetwater Springs WD Calendar Gantt Chart		Aug-20	Sep-20	Oct-20	Nov-20	Dec-20	Jan-21	Feb-21	Mar-21	Apr-21	May-21	Jun-21	Jul-21	FY22+
Ongoing Activity														
Board Action														
Other Milestone														
Current Month														
By Activity														
Action Item/Milestone	**Projected Completion/ Milestone Date**													
Budget Preparation														
· Capital Improvement Program Board Discussion														
· Staff Budget Preparation Begins														
· Ad Hoc Budget Committee Reviews Draft Budget														
· Draft Budget to Board for Discussion/Action														
· Approve Budget														
Capital Projects														
· Update/Review District CIP														
· 2021 CIP Planning														
· 2021 CIP Design														
Local Hazard Mitigation Plan														
· LHMP Committee Meetings														
· LHMP Approval														
EPA Vulnerability Asessment														
Urban Water Management Plan														
Water Rights	SCWA													
Emergency Response Plan Review														
Urban Water Management Plan														
· UWMP Approval														
Policies and Procedures														
· Other Policy														
· Overall Review														
District Annual Review														

Tracking the Economic Impact of Suspending Water Disconnects for Non-payment

Billing Date	# of Customers whose prior bill was still unpaid when next bill mailed	$ Value of Past Due Amounts** (including unpaid customer deposits)	Notes
2/15/2020	0	$0	Historical disconnect procedure
3/15/2020	10	$1,565	SB-998 extended time before disconnect
4/15/2020	24	$4,096	Executive Order N-42-20 Disconnects completely suspended
5/15/2020	5	$594.02	
6/15/2020	9	$2,947.56	
7/15/2020	8	$1,261.02	

***** Customers who sign a COVID-19 Agreement with the District are not included in this amount.***