SWEETWATER SPRINGS WATER DISTRICT

TO: Board of Directors **AGENDA NO. VI**

FROM: Steve Mack, General Manager

Meeting Date: February 2, 2017

Subject: GENERAL MANAGER'S REPORT

RECOMMENDED ACTION: Receive report from the General Manager.

FISCAL IMPACT: None

DISCUSSION:

1. **Water Production and Sales:** Water sales in December were 13,646 units (31.3 AF, Monte Rio cycle) and production was 51.8 AF. Compared to one year ago, sales and production were higher (29.2 AF and 47.4 AF, respectively). The water lost percentage is up some (21.2) and remains at historically low levels. The reduction from December 2013, the State Board standard, was 12.8%. GPCD for December was 59.8. Figure 1 shows sales, production and % difference since 2008 for the Guerneville and Monte Rio Systems separately.

2. **Leaks:** In December we had 7 total leaks and spent 45 man-hours on them. Those are fewer leaks and man-hours compared to the prior month and more leaks and man-hours compared to December one year ago. Figure 2 shows service and main leaks separately with a total breaks line as well. The District continues to be at historic lows for this.

3. **Guerneville Rainfall:** The rainy season continues to do well and, as you know, we had flooding this month - the River crest was approximately 38 feet which inundated the El Bonita Well Field for several days. Rainfall is well above the near-term average and near what I have as the long-term average.

4. **River Lane Property Sale**: Nothing to report for January; I suspect the Rec and Park District was busy with the floods this month.

5. **El Bonita Flooding Plan**: The Plan was followed during the January flooding; this is discussed in the Administrative Section of the Agenda.

6. **2017 CIP:** Coastland is waiting on the County for the Encroachment Permit. Again, I suspect the flooding has slowed this down.

7. **Toilet Rebate/Direct Install Program:** There were no toilet rebates reported for December.

8. **In-House Construction Projects:** No in-house projects reported for January.

9. **Gantt Chart:** In February the Gantt Chart shows budget work and the Comment Letter for the Fish Flow Project. Both are on the agenda.

Figure 1. Monte Rio and Guerneville Sales and Production 12 Month Moving Averages, SSWD Since March 2010

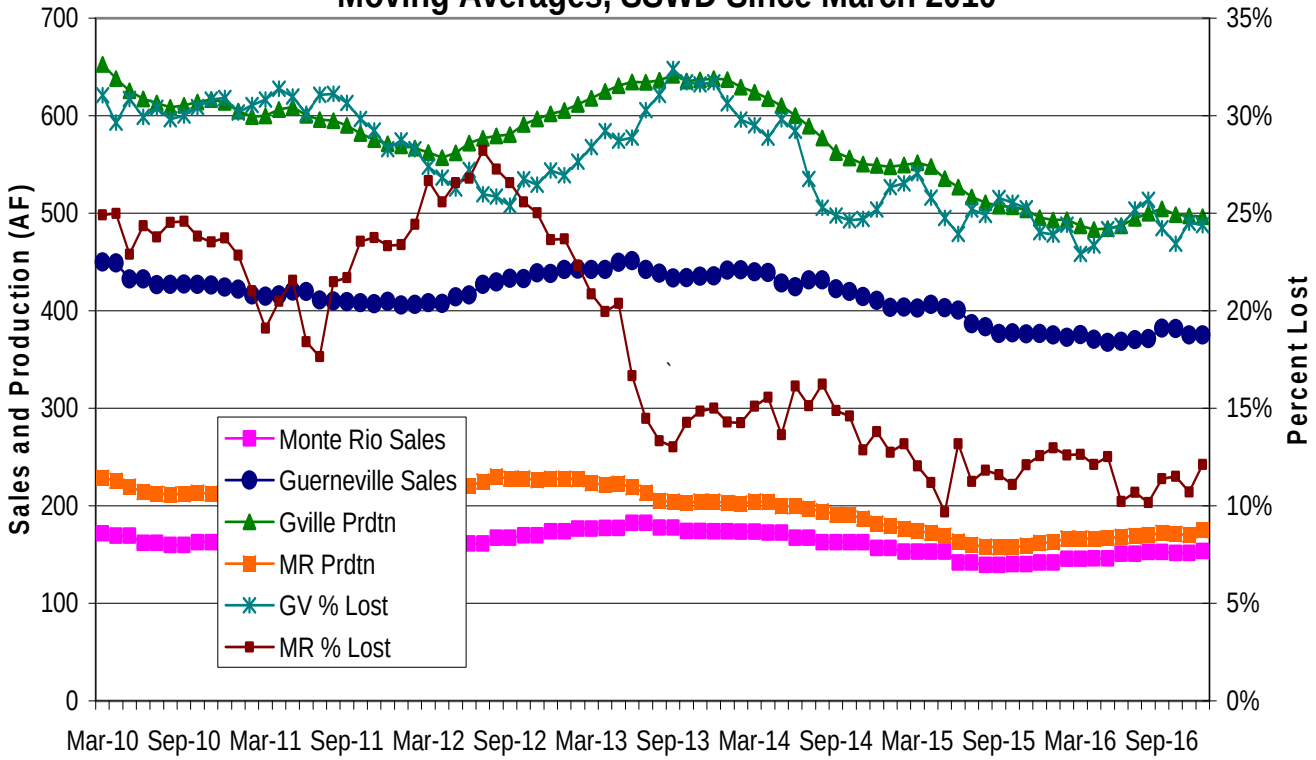

Figure 2. Sweetwater Springs Water District Main and Service Pipeline Breaks
Moving Annual Average Since September 2008

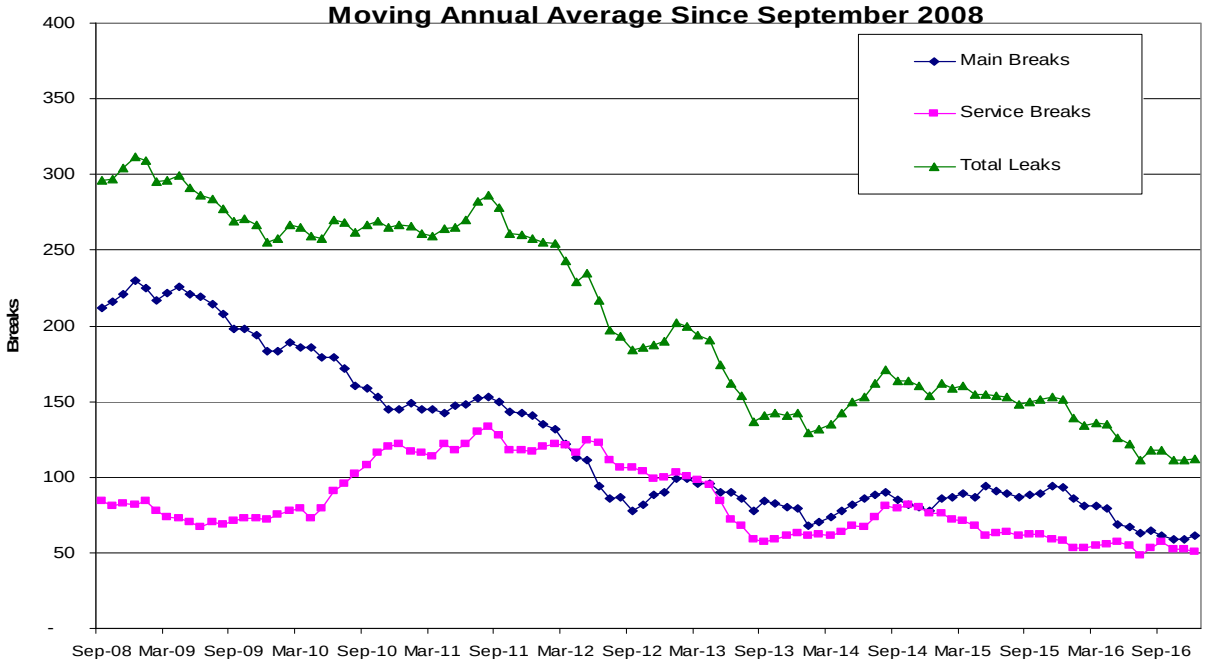

Figure 3. Guerneville Cumulative Monthly Rainfall

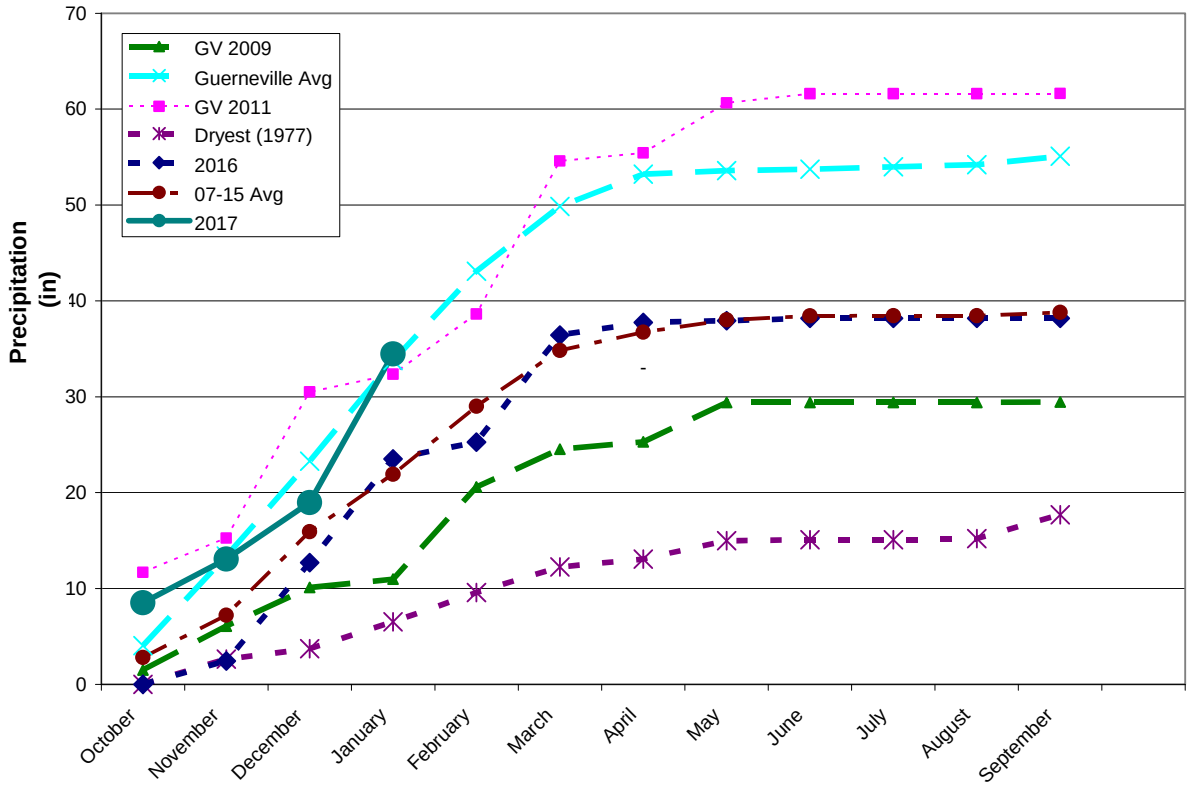

Figure 4. Sweetwater Springs WD Calendar Gantt Chart		Jan-16	Feb-16	Mar-16	Apr-16	May-16	Jun-16	Jul-16	Aug-16	Sep-16	Oct-16	Nov-16	Dec-16	Jan-17	Feb-17	Mar-17	Apr-17	May-17	Jun-17	Jul-17	FY18+
Ongoing Activity																					
Board Action																					
Other Milestone																					
Current Month																					
By Activity																					
Action Item/Milestone	**Projected Completion / Milestone Date**																				
Crystal Communications Lease																					
2014-15 Budget Preparation																					
• Capital Improvement Program Board Discussion																					
• Staff Budget Preparation Begins																					
• Ad Hoc Budget Committee Reviews Draft Budget																					
• Draft Budget to Board for Discussion/Action																					
• Approve Budget																					
Capital Projects																					
• Update/Review District CIP																					
• 2017 CIP Design																					
• 2017 CIP Award of Contract																					
• 2017 CIP Construction Starts																					
Urban Water Management Plan	Oct-16																				
Water Rights	SCWA Protest																				
Emergency Response Plan Review																					
Building Lease																					
• Lease Renewal	August-17																				
Policies and Procedures																					
• Other Policy																					
• Overall Review																					
Board and General Manager Annual Review																					