SWEETWATER SPRINGS WATER DISTRICT

TO: Board of Directors **AGENDA NO. VI**

FROM: Steve Mack, General Manager

Meeting Date: February 7, 2019

Subject: GENERAL MANAGER'S REPORT

RECOMMENDED ACTION: Receive report from the General Manager.

FISCAL IMPACT: None

DISCUSSION:

1. **Water Production and Sales:** Water sales in December were 15,335 units (35.2 AF, (Monte Rio cycle) and production was 44.6 AF. Compared to one year ago, sales were higher and production was the same this month (32.5 AF and 46.6 AF, respectively). Figure 1 shows sales, production and % difference for the two separate systems; both are showing a declining water loss trend. The Guerneville sales trend is increasing a bit; Monte Rio sales looks fairly flat.

2. **Leaks:** In December we had 5 total leaks and spent 55 man-hours on them. That's fewer leaks and more man-hours compared to the prior month and the same number of leaks and more man-hours compared to December one year ago (5 and 28). Figure 2 shows service and main leaks separately with a total leaks line as well.

3. **Guerneville Rainfall:** January has been below the long-term average but above the recent average; that was enough to bring the annual total up substantially. But the yearly amount continues below average.

4. **River Lane Property Sale**: The CEQA trial is moving forward.

5. **Monte Rio Trails Project:** No new news on this.

6. **2019 CIP:** Discussed in the Administrative Agenda.

7. **In-House Construction Projects:** No in-house construction projects were reported for January.

8. **Gantt Chart:** For February the Gantt Chart shows the ad hoc Budget Committee meeting - that needs to be scheduled.

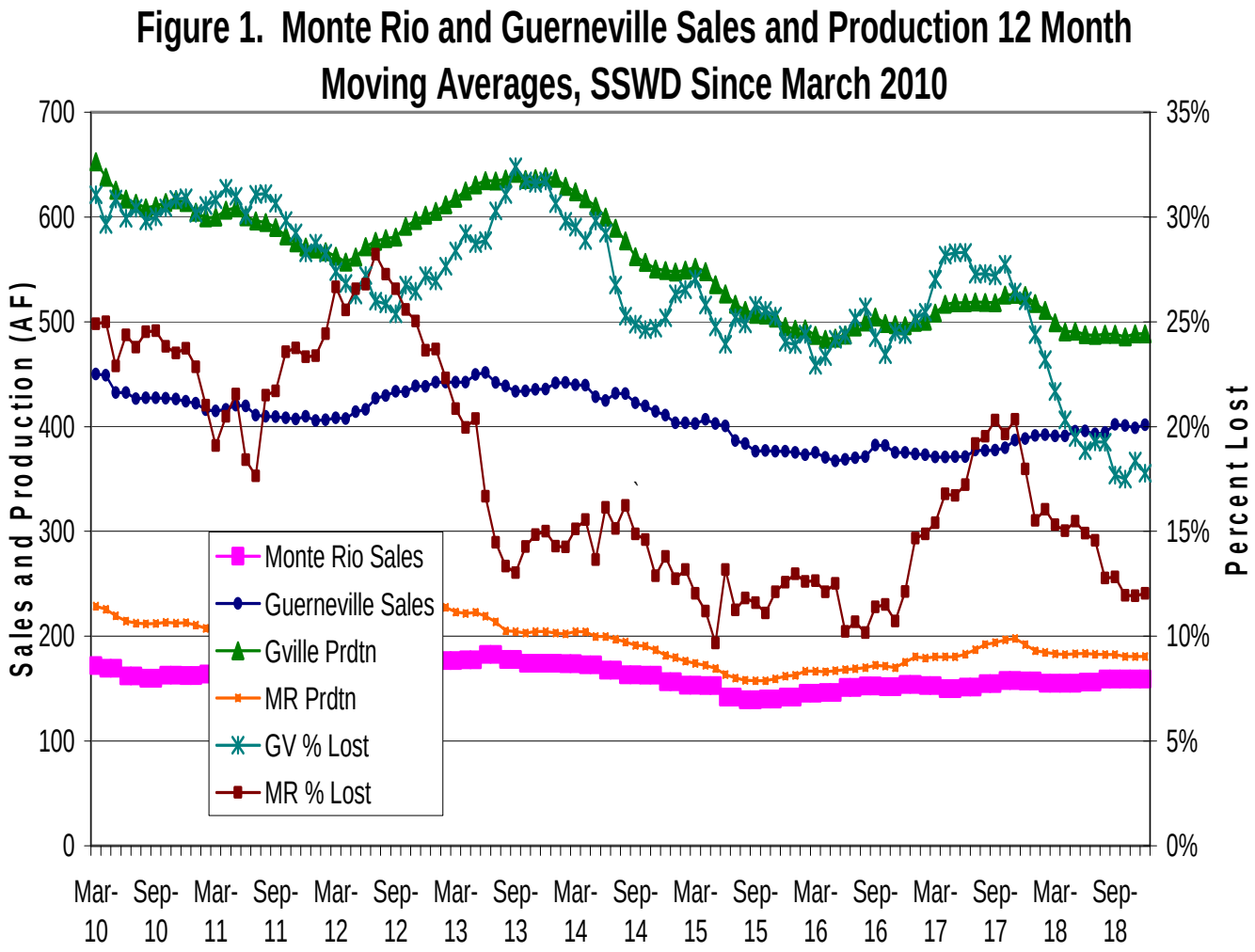
Figure 1. Monte Rio and Guerneville Sales and Production 12 Month Moving Averages, SSWD Since March 2010
Sales and Production (AF)
Percent Lost
700
600
500
400
300
200
100
0
35%
30%
25%
20%
15%
10%
5%
0%
Monte Rio Sales
Guerneville Sales
Gville Prdtn
MR Prdtn
GV % Lost
MR % Lost
Mar-10
Sep-10
Mar-11
Sep-11
Mar-12
Sep-12
Mar-13
Sep-13
Mar-14
Sep-14
Mar-15
Sep-15
Mar-16
Sep-16
Mar-17
Sep-17
Mar-18
Sep-18

Figure 2. Sweetwater Springs Water District Main and Service Pipeline Breaks
Moving Annual Average Since September 2008

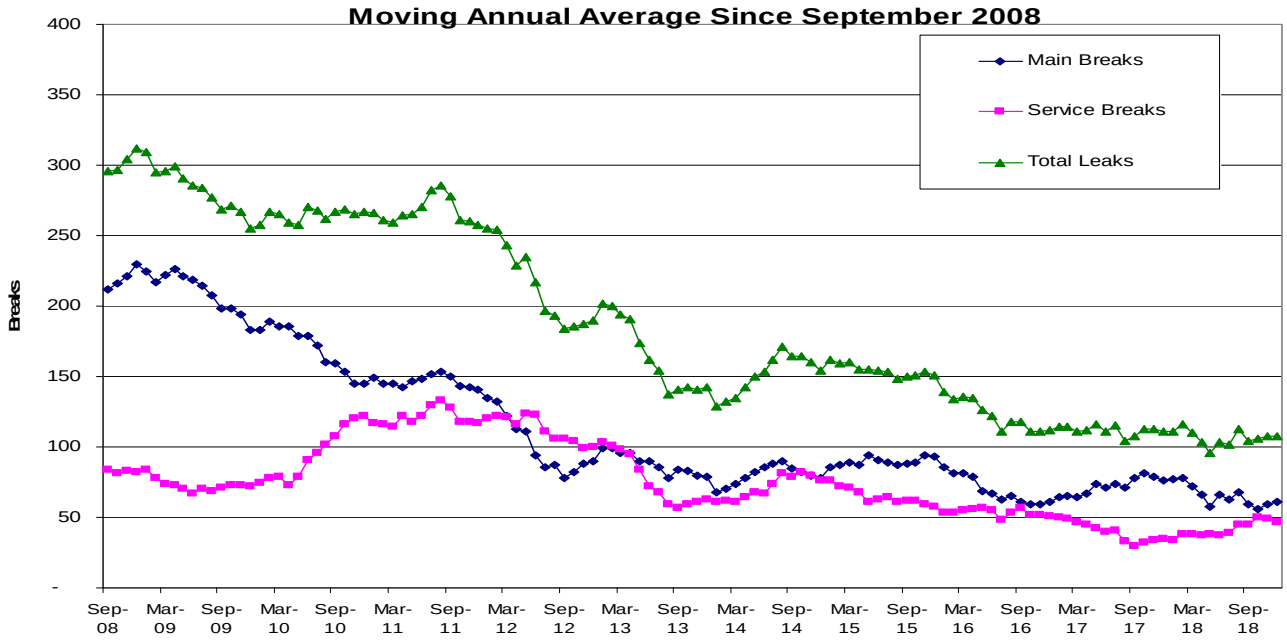

Figure 3. Guerneville Cumulative Monthly Rainfall

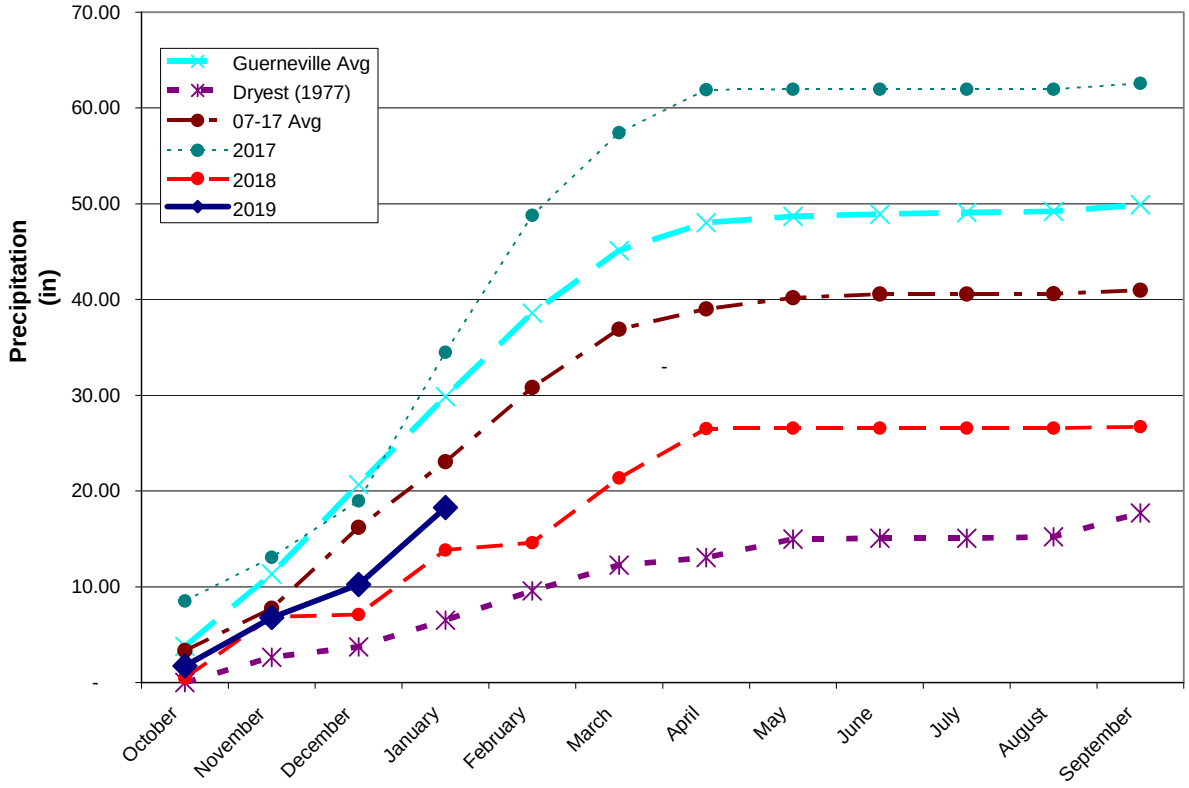

Figure 4. Sweetwater Springs WD Calendar Gantt Chart		May-18	Jun-18	Jul-18	Aug-18	Sep-18	Oct-18	Nov-18	Dec-18	Jan-19	Feb-19	Mar-19	Apr-19	May-19	Jun-19	Jul-19	FY20+
Ongoing Activity																	
Board Action																	
Other Milestone																	
Current Month																	
By Activity																	
Action Item/Milestone	**Projected Completion / Milestone Date**																
Budget Preparation																	
• Capital Improvement Program Board Discussion																	
• Staff Budget Preparation Begins																	
• Ad Hoc Budget Committee Reviews Draft Budget																	
• Draft Budget to Board for Discussion/Action																	
• Approve Budget																	
Capital Projects																	
• Update/Review District CIP																	
• 2018 CIP Phase Award of Contract																	
• 2018 CIP Construction Starts																	
· USDA Bond																	
• 2019 CIP Construction Starts																	
Urban Water Management Plan	Oct-16																
Water Rights	SCWA Protest																
Emergency Response Plan Review																	
Building Lease																	
• Lease Renewal	August-17																
Policies and Procedures																	
• Other Policy																	
• Overall Review																	
District Annual Review																	