SWEETWATER SPRINGS WATER DISTRICT

TO: Board of Directors **AGENDA NO. VIII**

FROM: Ed Fortner, General Manager

Meeting Date: July 2, 2019

Subject: GENERAL MANAGER'S REPORT

RECOMMENDED ACTION: Receive report from the General Manager.

FISCAL IMPACT: None

DISCUSSION:

1. **Water Production and Sales:** Water sales in May were 20,612 units (47.3 AF Guerneville cycle), and production was 52.3 AF. Compared to one year ago, sales and production were slightly higher (48.7 AF and 60.6 AF, respectively). Figure 1 shows sales, production and % difference for the combined systems; the water loss trend went down a bit this month. Looking at the data over the last ten years, water production has dropped approximately 29%, and sales have dropped 18%. Water loss percentage was around 30% and now is in the 15-20% range. Much of the production and water loss drop can be attributed to the capital projects funded by Redevelopment. The sales drop is probably due to the drought public education; it's unlikely historic use levels will return soon. Water sales for FY 19 is up to 94% of FY 14, the last year unit sales were as high.

2. **Leaks:** In June we had 5 total leak repairs taking 23 hours. Four leaks were in Guerneville and one in Rio Nido. That is less leaks and fewer man-hours compared to the prior month and more leaks and hours compared to June one year ago (13 and 96). Figure 2 shows service and main leaks separately with a total leak line as well. Looking at the leaks chart over the last ten years we've come down from around 300 leaks per month to just over 100 - quite a difference and very noticeable in what the field crews are able to do - address ongoing issues with in-house projects instead of chasing leaks every day.

3. **Guerneville Rainfall:** June rainfall was 0" of rainfall this month is slightly lower than the long-term average and moves the yearly total slightly below the long-term annual average.

4. **River Lane Property Sale**: Agendized for closed session.

5. **2019 CIP:** Piazza received the filters and media on June 18, 2019. CQEA forms and a permit revision application were submitted to SWCB.

6. **In-House Construction Projects:** There were two in-house construction projects in June, a replaced and relocated (to avoid roots) service at 16101 Fern Way (GV) and a replaced 20' of 1" main and relocated meter to below retaining wall at 14880 Rotunda Way (GV). There were no toilet rebates.

7. **Cyber Security:** On agenda.

8. **Water Tax Update:** On June 9, 2019 the Conference Committee on the Budget voted for a funding solution for disadvantaged communities. The Governor agreed to the solution that is funded by the GGRF and General Fund. Trailer bill language will be enacted through the 2019-2020 Budget.

9. **Discontinuation of Service for Non-payment Law:** In 2018, SB-998 the Discontinuation of residential water service: urban and community water systems or *Water Shutoff Protection Act* was enacted. In the legislation, many new compliance criteria were established including, 60 days notice, provisions for customers 200% below the Federal poverty line, and language requirements. SSWD and all urban and community water systems must be in full compliance by February 1, 2020. Julie and I have begun researching the issue and we will modify our policy and procedures to comply. I have reached out to CSDA and will reach out to CRWA for guidance.

10. **SSWD Website Update:** Julie has been coordinating with Santa Rosa Computers on a webpage update. When we get this process fully coordinated, we will set up a Board Members tab to post items such as our Policies and Procedures for Board members only. We will make every effort to get the new website fully compliant with all California law.

11. **Carlos Abela Old Cazadero Rd.:** Kevin and Jack met onsite with Mr. Abela on June 17th. Mr. Abela was cooperative and completed the modifications to the District's needs on June 20th.

12. **Strategic Planning:** At the August Board meeting a schedule of meetings for Strategic Planning should be discussed.

13. **Gantt Chart:** The Gantt Chart is updated for July.

Figure 1. Water Production and Sales 12 Month Moving Averages
Sweetwater Springs Water District Since September 2008

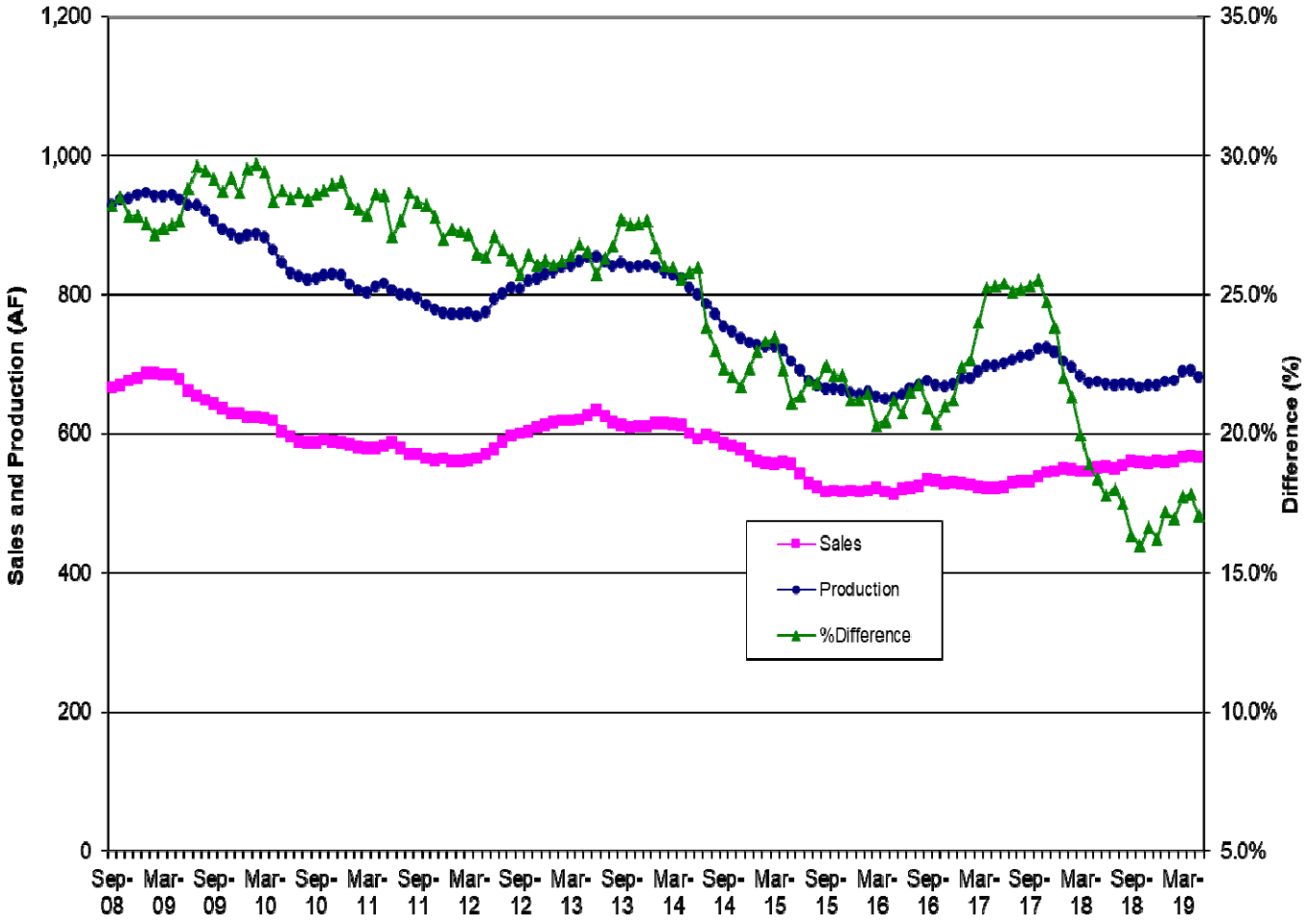

Figure 2. Sweetwater Springs Water District Main and Service Pipeline Breaks Moving Annual Average Since September 2008

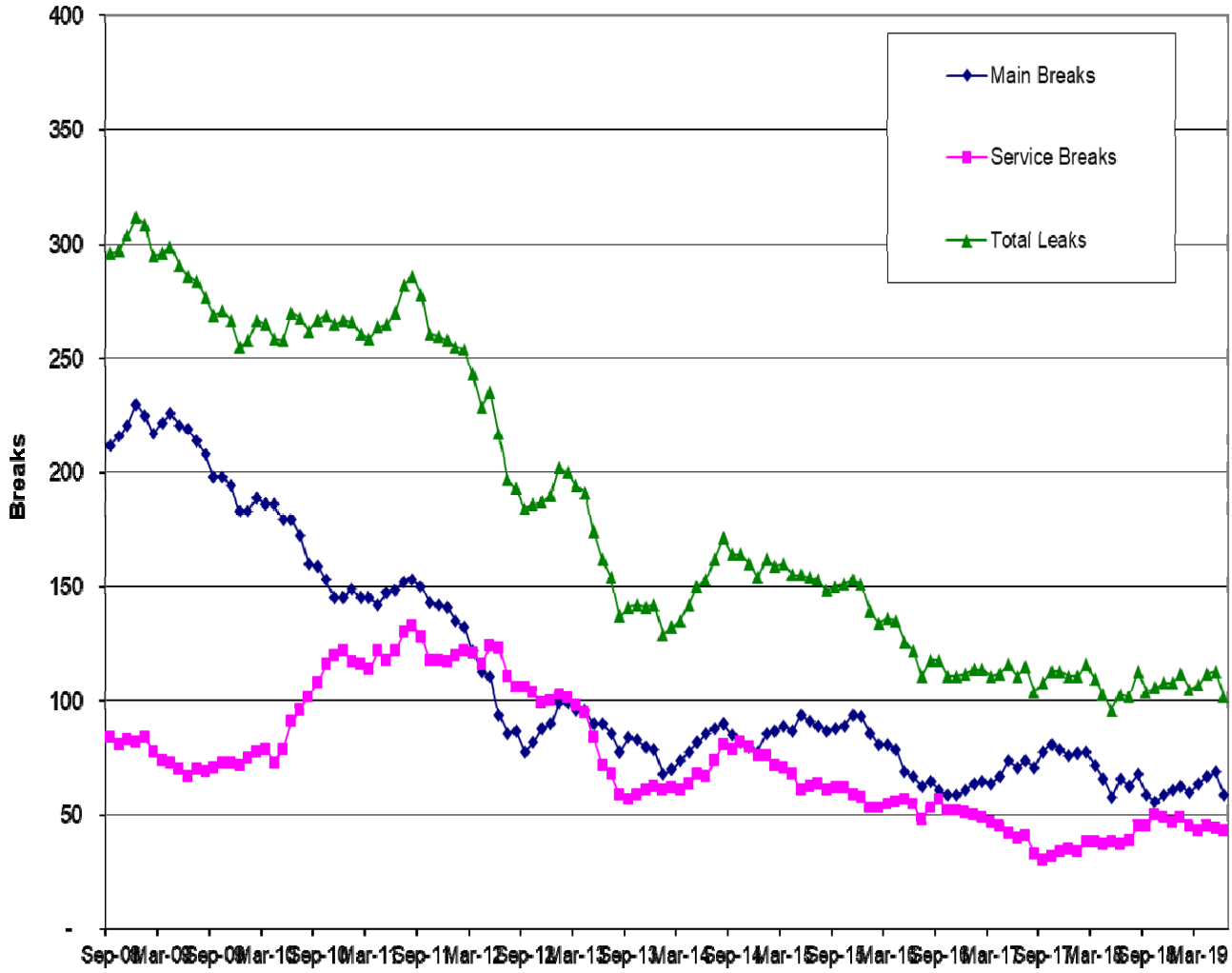

Figure 3. Guerneville Cumulative Monthly Rainfall

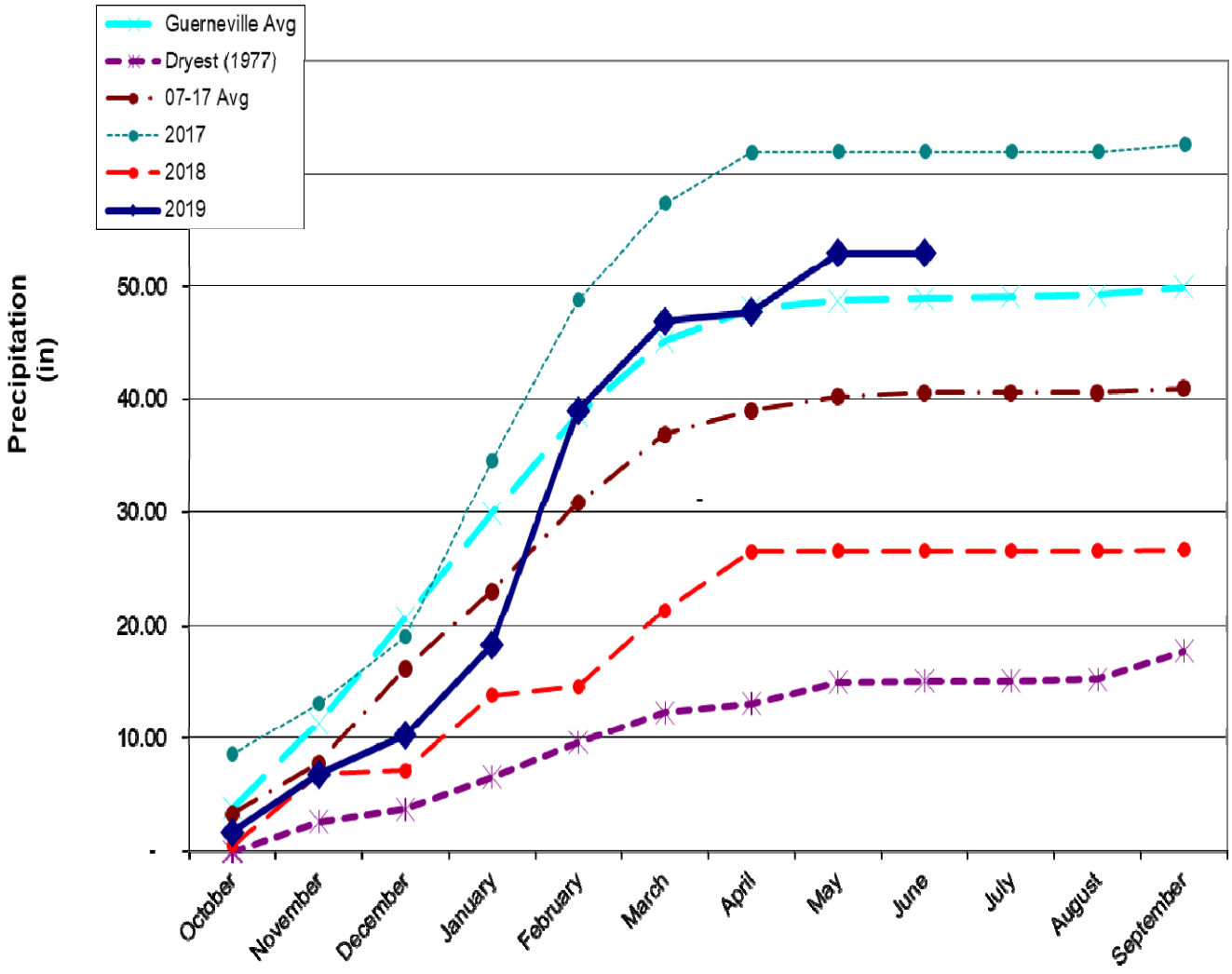

Figure 4. Sweetwater Springs WD Calendar Gantt Chart		May-18	Jun-18	Jul-18	Aug-18	Sep-18	Oct-18	Nov-18	Dec-18	Jan-19	Feb-19	Mar-19	Apr-19	May-19	Jun-19	Jul-19	FY20+
Ongoing Activity																	
Board Action																	
Other Milestone																	
Current Month																	
By Activity																	
Action Item/Milestone	**Projected Completion / Milestone Date**																
Budget Preparation																	
• Capital Improvement Program Board Discussion																	
• Staff Budget Preparation Begins																	
• Ad Hoc Budget Committee Reviews Draft Budget																	
• Draft Budget to Board for Discussion/Action																	
• Approve Budget																	
Capital Projects																	
• Update/Review District CIP																	
• 2018 CIP Phase Award of Contract																	
• 2018 CIP Construction Starts																	
· USDA Bond																	
• 2019 CIP Construction Starts																	
Urban Water Management Plan	Oct-16																
Water Rights	SCWA Protest																
Emergency Response Plan Review																	
Building Lease																	
• Lease Renewal	August-17																
Policies and Procedures																	
• Other Policy																	
• Overall Review																	
District Annual Review																	