SWEETWATER SPRINGS WATER DISTRICT

TO: Board of Directors **AGENDA NO. VI**

FROM: Steve Mack, General Manager

Meeting Date: December 7, 2017 - Pearl Harbor Day!

Subject: GENERAL MANAGER'S REPORT

RECOMMENDED ACTION: Receive report from the General Manager.

FISCAL IMPACT: None

DISCUSSION:

1. **Water Production and Sales:** Water sales in October were 21,884 units (50.2 AF, (Monte Rio cycle) and production was 60.1 AF. Compared to one year ago, sales and production this month were higher (44.7 AF and 50.5 AF, respectively). The water lost percentage has somewhat stabilized system-wide, but it's higher than we want. Figure 1 shows sales, production and % difference since 2008 separately for the Guerneville and Monte Rio systems.

2. **Leaks:** In October we had 9 total leaks and spent 74 man-hours on them. Those are fewer leaks and man-hours compared to the prior month and more than October one year ago (4 and 20). Figure 2 shows service and main leaks separately with a total leaks line as well.

3. **Guerneville Rainfall:** Rain picked up in November. We're below last year but nearer average. Figure 3 shows monthly rainfall compared to prior years, the long-term average and the recent average.

4. **River Lane Property Sale**: My understanding is that the appraisal has been done a second time and Open Space is reviewing it.

5. **Monte Rio Trails Project:** No new information on this.

6. **2017 CIP:** Notice of Completion on the agenda for this meeting.

7. **In-House Construction Projects:** 3 in-house construction projects were reported for November: upgraded service and fixed leak on Cherry Street (4 man-hours), bollards installed and painted at Old Middle Schoolhouse (8.5 man-hours), abandoned 185 feet of 3/4" galvanized line and replaced 2 services with poly (114.5 man-hours).

8. **Regional Fires Impacts:** No new information on the regional fires.

9. **Gantt Chart:** The CIP is in the Gannt Chart for December. Water Rights as well; I don't expect to hear anything on this for a while as it's complicated, many comments were made (I understand), including by the State Board which needs an adequate EIR for their process.

Figure 1. Monte Rio and Guerneville Sales and Production 12 Month Moving Averages, SSWD Since March 2010

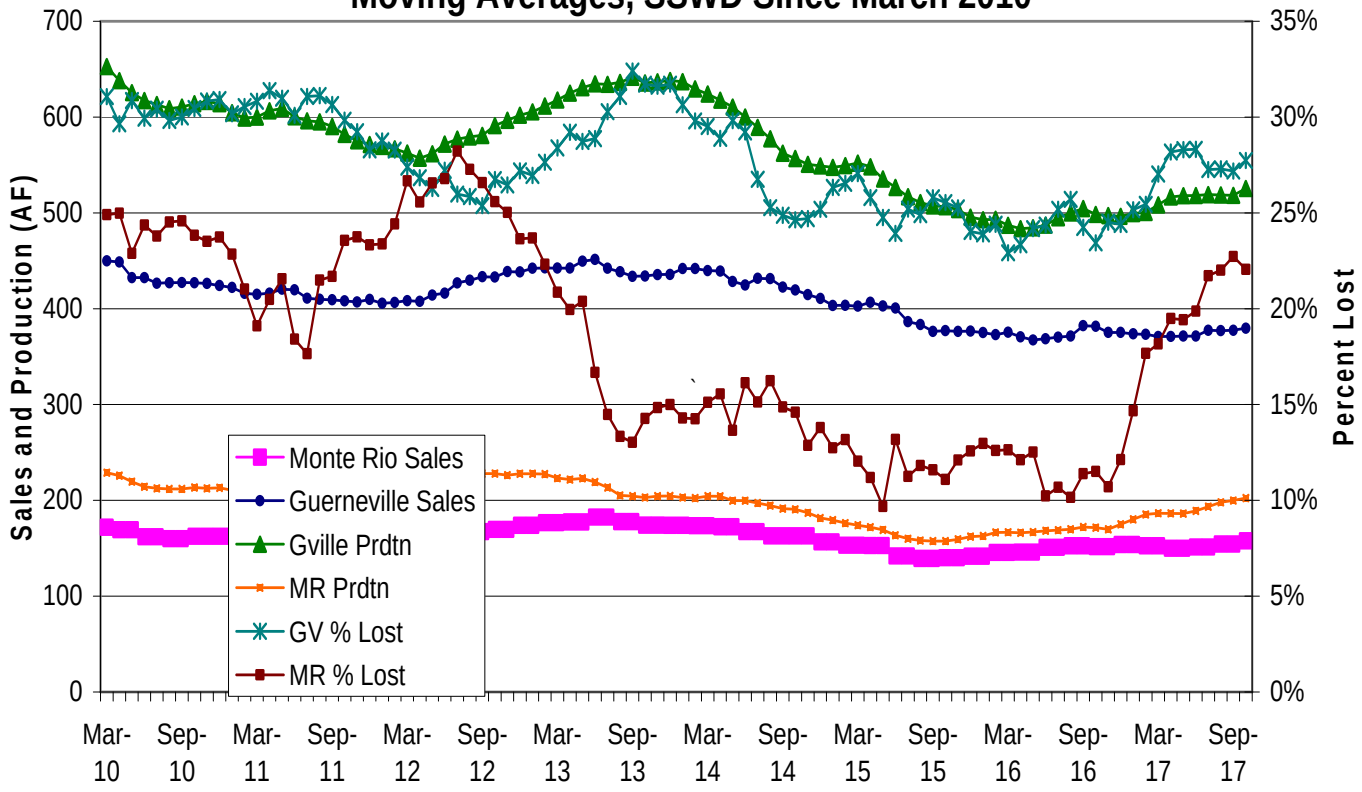

Figure 2. Sweetwater Springs Water District Main and Service Pipeline Breaks
Moving Annual Average Since September 2008

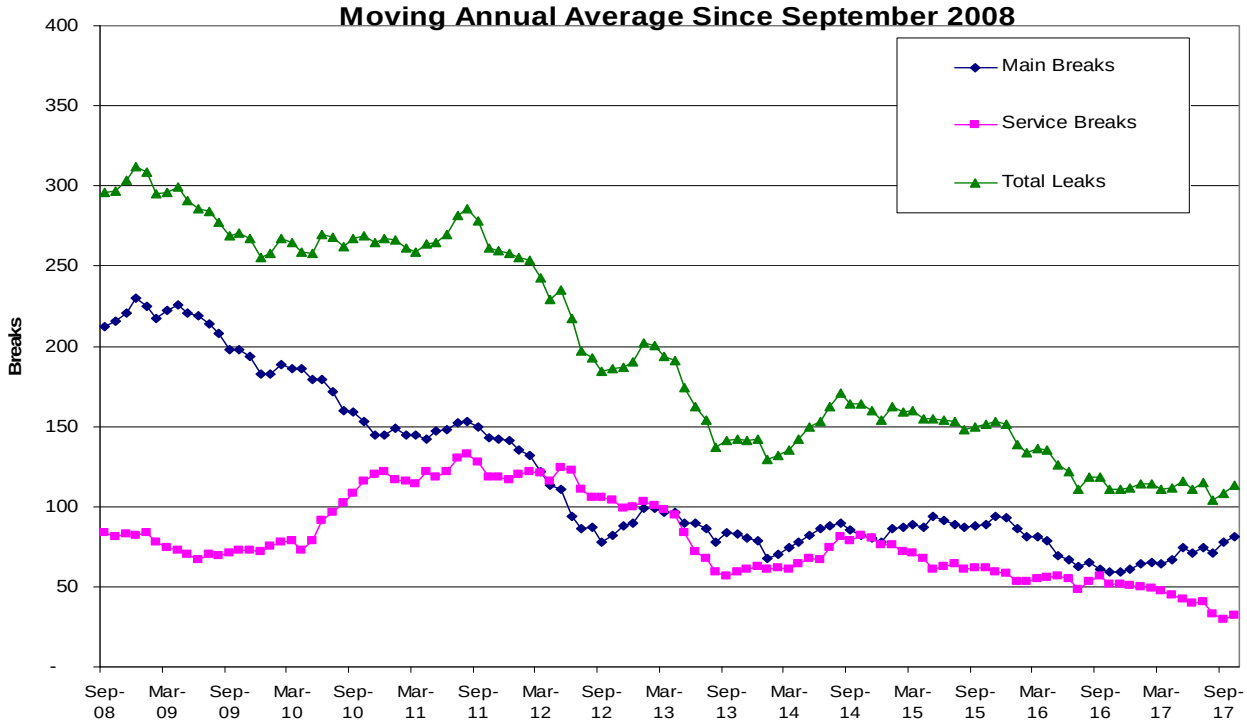

Figure 3. Guerneville Cumulative Monthly Rainfall

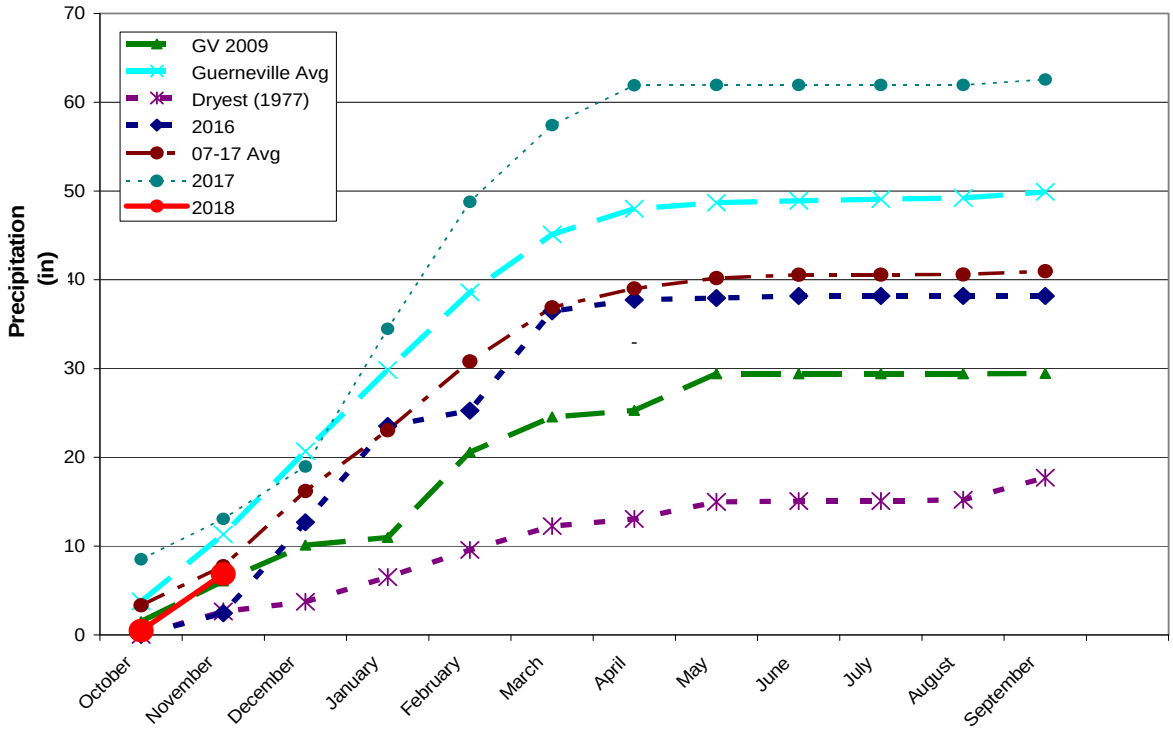

Figure 4. Sweetwater Springs WD Calendar Gantt Chart		Jul-17	Aug-17	Sep-17	Oct-17	Nov-17	Dec-17	Jan-18	Feb-18	Mar-18	Apr-18	May-18	Jun-18	Jul-18	FY18+
Ongoing Activity															
Board Action															
Other Milestone															
Current Month															
By Activity															
Action Item/Milestone	**Projected Completion / Milestone Date**														
Budget Preparation															
• Capital Improvement Program Board Discussion															
• Staff Budget Preparation Begins															
• Ad Hoc Budget Committee Reviews Draft Budget															
• Draft Budget to Board for Discussion/Action															
• Approve Budget															
Capital Projects															
• Update/Review District CIP															
• 2017 CIP Phase 2&3 Award of Contract															
• 2017 CIP Construction Starts															
· USDA Bond															
Urban Water Management Plan	Oct-16														
Water Rights	SCWA Protest														
Emergency Response Plan Review															
Building Lease															
• Lease Renewal	August-17														
Policies and Procedures															
• Other Policy															
• Overall Review															
Board and General Manager Annual Review															