SWEETWATER SPRINGS WATER DISTRICT

TO: Board of Directors **AGENDA NO. VI**

FROM: Steve Mack, General Manager

Meeting Date: March 4, 2010

Subject: GENERAL MANAGER'S REPORT

RECOMMENDED ACTION: Receive report from the General Manager.

FISCAL IMPACT: None

DISCUSSION:

1. **Laboratory Testing:** Water quality tests confirm that all SSWD water meets all known State and Federal water quality standards.

2. **Water Production and Sales:** Water sales in January were 19,233 units (44.0 AF) and production was 66.5 AF. Compared to one year ago, sales are less and production is more (48.7 and 62.0 AF, respectively). The attached Figure 1 shows the 12 month moving average since 2001.

3. **Leaks:** The District spends much staff time addressing leaks and we have an extensive capital program to replace water mains. In January we had 14 total leaks and spent 59 man-hours on them. That's more leaks and man-hours than last month (December) and more leaks but fewer man-hours than January one year ago. Figure 2 shows leak history and man-hours spent dealing with leaks since 2001 and continues to show a declining trend for both leaks and man hours.

4. **Rainfall.** Figure 3 is the rainfall chart for this year starting in October. The data shown in this chart is approximate – I have a number of sources for Guerneville rainfall, all differ slightly. This chart is using the published National Weather Service Coop rainfall data, updated for this month by Weather Underground information which states to be from the Guerneville Fire Station which is also supposed to be the source of data for the Coop Program and the Press Democrat, but which all differ slightly. I believe it's approximately correct and gives us a decent picture about what's going on this year. February rainfall has been below average for the month and less than January, but this is still a positive rainfall year (and rainfall is expected for the end of February and is not accounted for in this chart). We are not currently at average in Guerneville, according to my calculations, but I have read that other areas in the Russian River watershed are above average, and the Russian River reservoirs are basically full. Regardless of rainfall,

Sonoma County Water Agency will be asking for a Temporary Urgency Change for summer flows because of the regulatory requirements of the Biological Opinion on the operations of Warm Springs and Coyote Dams.

Figure 1. Water Production and Sales 12 Month Moving Average
Sweetwater Springs Water District

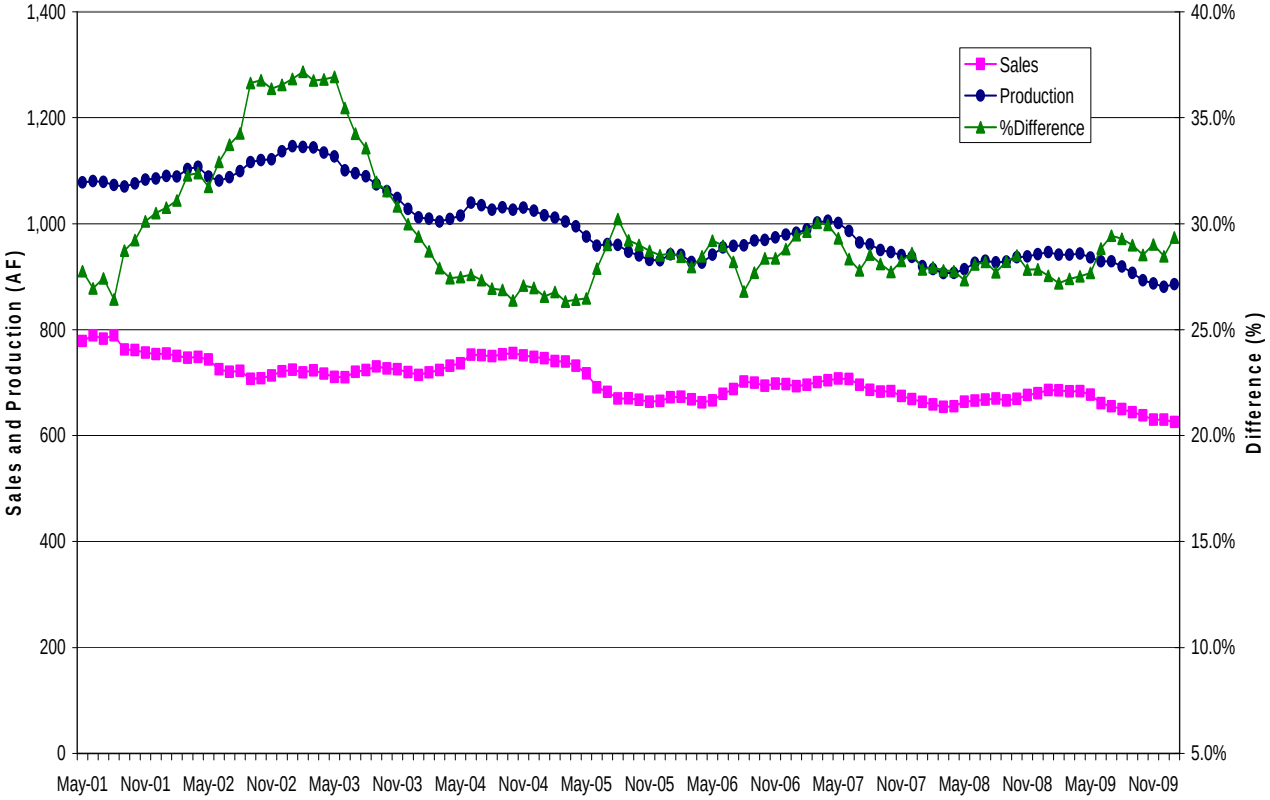

Figure 2. Sweetwater Springs Water District Total Pipeline Breaks and Hours Spent in Repair, Moving Annual Average

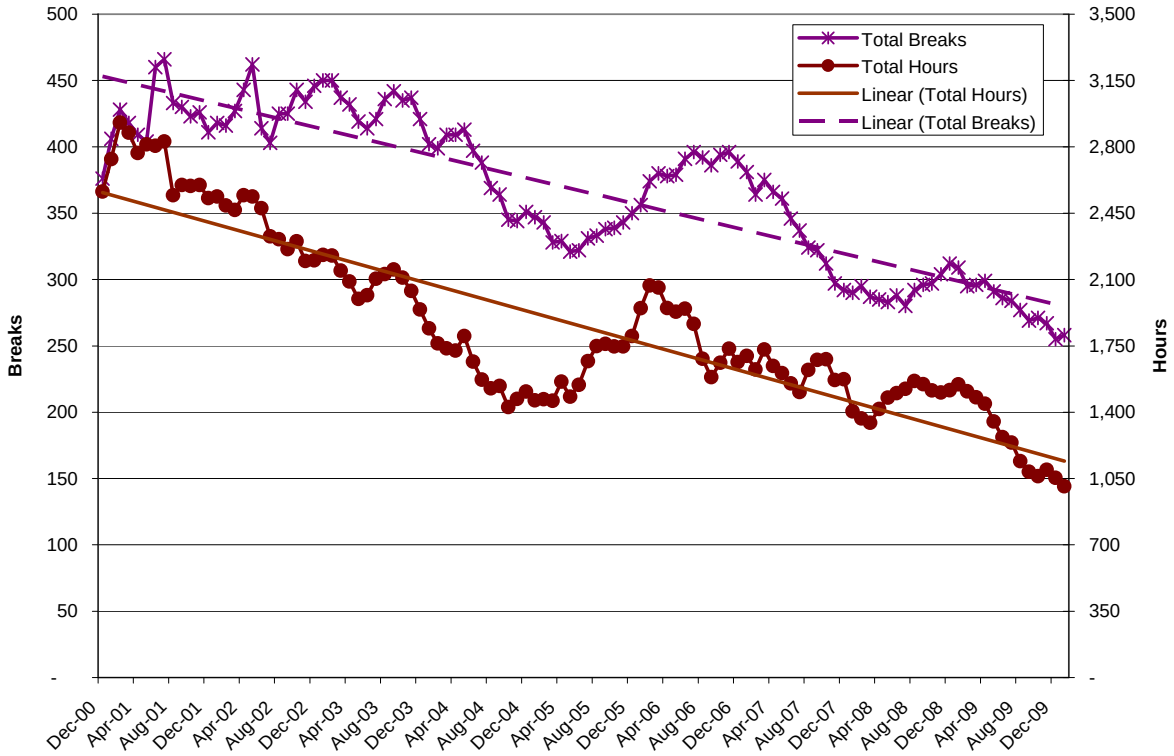

Figure 3. Guerneville Cumulative Monthly Rainfall

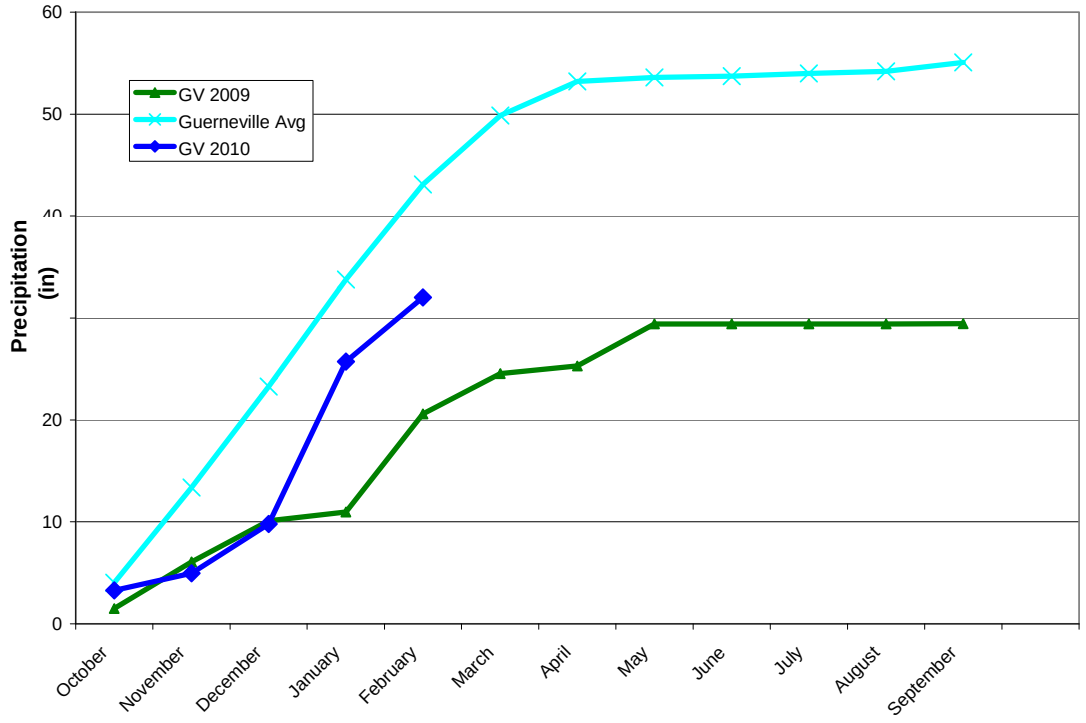

Table 1. Sweetwater Springs WD Calendar Gantt Chart		Jun-09	Jul-09	Aug-09	Sep-09	Oct-09	Nov-09	Dec-09	Jan-10	Feb-10	Mar-10	Apr-10	May-10	Jun-10	Jul-10	Aug-10	Sep-10	Oct-10	Nov-10	Dec-10	2011	2012
Ongoing Activity																						
Board Action																						
Other Milestone																						
Current Month																						
By Activity																						
Action Item/Milestone	**Projected Completion / Milestone Date**																					
Crystal Communications Lease	Completed																					
2009 Water Rates Revision	Completed																					
2009 Water Rates Changes																						
• Board Direction on Rate Changes																						
• Prop 218 Mailing																						
• Public Hearing on Proposed Rates																						
• Adopt Rates with Budget																						
2009-10 Budget preparation	Completed																					
2010-11 Budget preparation																						
• Capital Improvement Program Board Discussion	December-10																					
• Staff Budget Preparation Begins																						
• Ad Hoc Budget Committee Reviews Draft Budget																						
• Draft Budget to Board for Discussion/Action	April-10																					
• Approve Budget	May-10																					
Capital Projects																						
• CIP IV-A, Project 1 Completion	Completed, June 09																					
• CIP IV-A, Project 2 Construction Start	May-09																					
• CIP IV-A, Project 2 Completion	October-09																					
• Phase IV-B Design	January-09																					
• Presentation of CIP Phase IV-B for Board Discussion/Action	February-09																					
• RRROC for CIP IV-B	July-09																					
• CIP Phase IV-B, Project 1 Construction Starts	April-10																					
• CIP Phase IV-B, Project 1 Construction Completed	October-10																					
2010 Urban Water Management Plan	December-10																					
Water Rights	Completed, License June																					
Contract Negotiations																						
• Start Negotiations Preparation	December-09																					
• Negotiations Start	April-10																					
• End of Contract	June-10																					
Building Lease																						
• Lease Ends	July-11																					
Policies and Procedures																						
• Capacity Charge Policy																						
• Budget Reserve Policy																						
• Other Policy																						
• Overall Review																						
Board and General Manager Goals and Objectives	July-10																					